

KWADUKUZA MUNICIPALITY**DEPT: FINANCE****Ref:****DATE:** 10/06/2020**COUNCIL 378**

SUBJECT: COVID-19 ADJUSTMENTS BUDGET 2019/2020**PURPOSE:**

To seek Council's approval of the 2019/2020 Covid-19 Adjustments Budget.

DISCUSSION:

The tabling of the Covid-19 Adjustments Budget 2019/2020 is as a result of the Annexure to Circular 99 read together with Government Gazette 43181.

This adjustments budget is a special adjustment budget specifically for Covid-19 related Expenditure and Income adjustments.

As detailed in the supporting narrative, from late March 2020 revenues have significantly declined whilst non-payment by debtors has increased. In addition the municipality has been required to fund various Covid-19 related expenditure such as the procurement of Personal Protective Equipment.

It is primarily for the above two reasons that a special Covid-19 adjustments budget has been necessitated. Business Units have confirmed that their respective adjustments are as a result of Covid-19 and in accordance with the directive from National Treasury and COGTA all movements not related to Covid-19 have been excluded from the special Covid-19 Adjustment budget.

As a result of extended consultations combined with operational constraints the compliance B Schedules shall be tabled at the meeting. The various narratives and detailed budgets are however attached to this report for Councils consideration.

STRATEGIC AND LEGAL IMPLICATIONS

Compliance with Government Gazette 43181.

FINANCIAL IMPLICATIONS:

To ensure a sustainable and credible budget.

COMMUNICATION IMPLICATIONS

Once approved, the adjustments budget must be communicated to all of Council's directorates, the National Treasury, Provincial Treasury and Department of Co-operate Governance and Traditional Affairs (COGTA).

CONSULTATIONS

MUNICIPAL MANAGER

CHIEF FINANCIAL OFFICER

ALL EXECUTIVE DIRECTORS

MANAGER'S & DIRECTORS

BUDGET & TREASURY OFFICE

PROVINCIAL TREASURY

NATIONAL TREASURY

COGTA - KZN

Recommendations

1. That Council note the contents of the report dealing with the Covid-19 adjustments budget for 2019/20.

ALL NOTE

2. That Council approve the Covid-19 2019/20 adjustments budget as attached to this item.

ALL NOTE

3. That Council approves the revision of the monthly and quarterly service delivery targets and performance indicators as recorded in the revised Service Delivery Budget and Implementation Plan as attached hereto.

ALL NOTE

4. In accordance with Part 2 Schedule B of the Municipal Budget and Reporting Regulations as published in Government Gazette No.32141 dated 17 April 2009, Council notes the following:

- There were no major adjustments to the original budget assumptions apart from those arising from Covid-19.
- The various adjustments to the funding of the 2019/20 budget as highlighted in this report and the various tables annexured hereto be noted.
- The adjustments to expenditure on allocation of Covid-19 Disaster grant programs as highlighted in this report are noted.
- There were adjustments to the provision for employee remuneration and benefits as has been indicated in the attached report.
- That it be noted that further erosion of our cash reserves may occur due to the impact of Covid-19 combined with the current junk status of the economy. Dependent on the extent of the reduction, this may significantly impair Councils ability to fund internal capital projects in the 2020/2021 financial year.
- The adjustments to the service delivery and budget implementation plan as annexured to the report are noted.

ALL NOTE

5. That it be noted that the requirements as enshrined in Part 5 Schedule B of the Municipal Budget and Reporting Regulations have been dealt with extensively within the body of the adjustment budget item.

ALL NOTE

6. That Council note that the adjustments budget is fully compliant with only Covid-19 related adjustments as provided by the various Business Units.

ALL NOTE

7. That Council notes that the impact that the adjustments budget has on the current year's budget as well as the future year's budget has been dealt with in the body of the report.

ALL NOTE

8. That Council note that the adjustment budget is fully compliant with Section 28 (6) of the MFMA in that municipal tax and tariffs for 2019/20 will not be further increased as a result of this adjustments budget.

ALL NOTE

9. That upon approval of the adjustments budget by Council, the budget section to ensure that, in terms of S22(b) of the MFMA, the adjustments budget is submitted to the National Treasury, Provincial Treasury and Department of Co-operate Governance and Traditional Affairs.

ALL NOTE

10. That in accordance with sub-regulation 26(1) of Municipal Budget and Reporting Regulations, the Municipal Manager is to make public the adjustments budget in accordance with section 21(A) of the Municipal Systems Act.

ALL NOTE


11. That Council notes with appreciation the contribution from the various departments towards the timeous completion of the adjustments budget.

ALL NOTE


Contact Person: **N.J. MDAKANE (MUNICIPAL MANAGER)**
 S.M. RAJCOOMAR (C.F.O)


Authors: **S. CELE (BUDGET ANALYST)**
 A. NUNKUMAR (DIRECTOR: BUDGETS AND COMPLIANCE)
 S.M. RAJCOOMAR (C.F.O)

APPROVED / COMMENTS


SM RAJCOOMAR
CHIEF FINANCIAL OFFICER
02/06/2020

APPROVED / COMMENTS


NJ MDAKANE
MUNICIPAL MANAGER
02/06/2020





2019/20

COVID-19 ADJUSTMENT BUDGET

CONTENTS:**PART 1 - ADJUSTMENTS BUDGET**

1.1 MAYORS REPORT

1.2 RESOLUTIONS

1.3 EXECUTIVE SUMMARY

1.4 ADJUSTMENTS BUDGET TABLES

PART 2 – SUPPORTING DOCUMENTATION

2.1 ADJUSTMENTS TO BUDGET ASSUMPTIONS

2.2 ADJUSTMENTS TO BUDGET FUNDING

**2.3 ADJUSTMENTS TO EXPENDITURE ON ALLOCATIONS AND GRANT
PROGRAMMES**

**2.4 ADJUSTMENTS TO ALLOCATIONS AND GRANTS MADE BY THE
MUNICIPALITY**

**2.5 ADJUSTMENTS TO COUNCILLOR ALLOWANCES AND
EMPLOYEE BENEFITS**

**2.6 ADJUSTMENTS TO SERVICE DELIVERY AND BUDGET
IMPLEMENTATION PLAN**

2.7 ADJUSTMENTS CAPITAL EXPENDITURE

2.8 OTHER SUPPORTING DOCUMENTS

2.9 MUNICIPAL MANAGERS QUALITY CERTIFICATION



1.1 MAYORS REPORT

INSERT MAYORS REPORT



1.2 RESOLUTIONS

1. That Council note the contents of the report dealing with the Covid-19 adjustments budget for 2019/20.
ALL NOTE
2. That Council approve the Covid-19 2019/20 adjustments budget as attached to this item.
ALL NOTE
3. That Council approves the revision of the monthly and quarterly service delivery targets and performance indicators as recorded in the revised Service Delivery Budget and Implementation Plan as attached hereto.
ALL NOTE
4. In accordance with Part 2 Schedule B of the Municipal Budget and Reporting Regulations as published in Government Gazette No.32141 dated 17 April 2009,Council notes the following:
 - There were no major adjustments to the original budget assumptions apart from those arising from Covid-19.
 - The various adjustments to the funding of the 2019/20 budget as highlighted in this report and the various tables annexured hereto be noted.
 - The adjustments to expenditure on allocation of grant programs as highlighted in this report are noted.
 - There were adjustments to the provision for employee remuneration and benefits as has been indicated in the attached report.
 - The adjustments to the service delivery and budget implementation plan as annexured to the report are noted.
5. That it be noted that the requirements as enshrined in Part 5 Schedule B of the Municipal Budget and Reporting Regulations have been dealt with extensively within the body of the adjustment budget item.
ALL NOTE

6. That Council note that the adjustments budget is fully compliant with only Covid-19 related adjustments as provided by the various Business Units . **ALL NOTE**
7. That Council notes that the impact that the adjustments budget has on the current year's budget as well as the future year's budget has been dealt with in the body of the report. **ALL NOTE**
8. That Council note that the adjustment budget is fully compliant with Section 28 (6) of the MFMA in that municipal tax and tariffs for 2019/20 will not be further increased as a result of this adjustments budget. **ALL NOTE**
9. That upon approval of the adjustments budget by Council, the budget section to ensure that, in terms of S22(b) of the MFMA, the adjustments budget is submitted to the National Treasury, Provincial Treasury and Department of Co-operate Governance and Traditional Affairs. **ALL NOTE**
10. That in accordance with sub-regulation 26(1) of Municipal Budget and Reporting Regulations, the Municipal Manager is to make public the adjustments budget in accordance with section 21(A) of the Municipal Systems Act. **ALL NOTE**
11. That Council notes with appreciation the contribution from the various departments towards the timeous completion of the adjustments budget. **ALL NOTE**



1.3 EXECUTIVE SUMMARY

OPERATING ADJUSTMENTS BUDGET

The following executive summary provides Council with a high level overview of the major changes to the Covid-19 adjustment budget. The final compliance B Schedules is hereby tabled at the meeting following an extensive consultative process.

An analysis of the operating adjustments shall be discussed under the major categories of Revenue and Expenditure and serves to provide Council with an understanding of the main changes during the adjustment budget process.

In terms of the Covid-19 adjustments budget changes can only be limited to those line items which are directly or indirectly effected as a result of Covid-19. As such business units request falling outside these parameters could not be included in the adjustments budget.

REVENUE

Below is a Summary of the main changes:

Service Charges: Electricity

Service Charges : Electricity	Reduction / (Increase) Rand Value
Commercial Conventional (Single Phase)	2,114,152.00
Domestic Low	(5,000,000.00)
Industrial more than (11 000 Volts) (High Voltage)	14,000,000.00
Industrial (400 Volts) (Low Voltage)	13,000,000.00
Sports Grounds/Churches/Holiday/Old-age homes/Schools	80,000.00
Street Lighting	8,186,770.00
Time of Use Tariffs	10,040,023.63
Electricity Sales	42,420,945.63

As indicated by the above table the effect of Covid-19 on the revenue component was the reduction in electricity billing. This has resulted in the municipality anticipating to bill R 42.4M less in revenue. This is mainly due to the lockdown of various businesses and industries whilst domestic consumption has reflected a modest increase. In addition to the above there has also been a marked decrease in the payment levels of debtors. This is more fully explained under the expenditure component below.

EXPENDITURE

Below is a Summary of the main changes:

Bulk Purchases: Electricity

Bulk Purchases	(11,151,488.00)
Electricity	(11,151,488.00)

As a result of the lockdown there was lower consumption. Therefore a decrease in bulk purchases is anticipated.

Contracted Services

Contracted Services	(11,818,177.00)
Consultants and Professional Services	(5,500,000.00)
Contractors	(319,283.00)
Outsourced Services	(5,998,894.00)

Various contracted services have been delayed due to the lockdown. These will need to continue in the 2020/2021 financial year. The reduction in these items have been used to fund the decrease in revenue as well as the increase in Covid-19 related expenditure.

Salaries and Allowances

Employee Related Cost	(31,996,900.54)
------------------------------	------------------------

There has been a net reduction in Employee Related Costs by R 31.9 M. This is mainly due to a reduction of budgets which will not be utilized as a result of Covid-19 effecting the recruitment and selection process and increases in certain categories of employee related costs as a result of Covid-19. In addition the processes relating to re-grading of the municipality has not been finalized.

Inventory

Inventory Consumed	5,547,883.80
---------------------------	---------------------

This category has been increased to cater for the expenses related to the procurement of Personal Protective Equipment arising from Covid-19.

Operating Costs

Operational Cost	7,727,735.76
Bank Charges Facility and Card Fees	(1,500,000.00)
Commission	(2,000,000.00)
Contribution to Provisions	17,656,333.00
Municipal Services	(3,000,000.00)
Other Expenses	(3,428,597.24)

The above table lists the operating costs which have been effected as a result of Covid-19. Movements which are denoted in “()” reflect reductions in allocations that have been prioritized to Covid-19 expenditure and funding of the reduction of revenue. Below are the salient points in relation to the above:

- Bank charges have reduced as a result of increased usage of electronic banking as well as the non-incurring of cash deposit fees during the period of the lockdown.
- The reduction in Commission has resulted from the overall decrease in electricity revenue.
- Provision for Bad debt has increased due to various micro economic indicators and cash flow analysis which reflect that an increased number of debtors will not be able to pay their accounts as a direct result of the lockdown and Covid-19.
- Various municipal services which were delayed due to the lockdown has been reprioritized to ensure that underfunded line items are catered for.

Various minor movements within other expenses have been adjusted to fund Covid-19 related expenses. Indigent relief line items where spending has been slow to date has been moved to projects requiring directing and urgent interventions as a result of Covid-19.

CAPITAL ADJUSTMENTS BUDGET

As a result of this adjustment budget being a Covid-19 adjustment budget, only adjustments specifically related to Covid-19 are permitted.

As such there are not any adjustments to the capital budget apart from IT related equipment which is required due to the increased need to work remotely and utilise innovative IT solutions. Covid-19 related items are to be procured within the vote for IT disaster site and equipment.



1.4 ADJUSTMENTS BUDGET TABLES

- *Please refer to the attached B Schedules.*



2.1 ADJUSTMENTS TO BUDGET ASSUMPTIONS

OVERVIEW OF THE BUDGET ASSUMPTIONS

There were no major revisions to the budget assumptions during the adjustment budget process apart from those relating to Covid-19.

In the compilation of the approved MTREF, the following influencing factors were taken into account and reviewed during the Covid-19 Adjustments Budget:

- Normal inflationary increases and economic pressures, especially
 - Higher fuel prices which were subsequently decreased as a result of Covid-19.
 - Higher unemployment rate , and
 - Lower global economic growth.
- Zero-based and incremental budgeting for 2019/20 ;
 - Zero-based budgeting is defined as a process where every department function is reviewed comprehensively and each expenditure must be approved, rather than increased.
 - It requires the budget request to be justified in complete detail by each department rather than just increasing its expenditure from the previous year.
 - During both the individual and collective consultative sessions all Business Units have confirmed their ability to expend the adjusted budgets.
 - The above was limited to those line items effected by Covid-19.
- Property rates randage increase of
 - 8% in 2019/20 financial year.
- Overall, the Council proposed increase of 13, 07% in the Electricity tariffs.
- Bulk purchases tariff's for electricity has increased by 15, 63 % in 2019/20 due to Eskom's tariff increase.
- Supply and distribution of electricity continues under the municipal licence over duration of the MTREF.
- Refuse removal tariff increased as follows
 - 6% in 2019/20

- The budgeted figure included the normal increase of 7% in terms of existing salary agreement for (filled and vacant posts) plus 2.5% in relation to notch for those employees still qualify for notch increases and 2.5% in relation to new posts expected to be filled in the new year. As they year has progressed it has become unlikely that this will be finalised during the 2019/20 financial year.
- Partnership programmes with the National and Provincial Government.
- There have been no changes made to the present powers and functions of the KDM during the budget year.
- The average long-term cost of borrowings is 12%
- The municipality is unable to maintain its debt collection levels due to the effects of Covid-19 and an increased debt provision has therefore been recognised.
- There were various requests from Business Units for the inclusion of non Covid-19 line items, however the budget is limited to only those related to Covid-19.

Significant External Factors

- Global Economic downturn
- Covid-19 Pandemic
- Downgrade to junk status by all rating agencies.
- Growing unemployment
- A contracting economy
- Significant decline in gold, platinum and coal minerals
- Currency fluctuations
- Household consumption of Electricity for the duration of the approved MTREF
- GDP estimates for the duration of the approved MTREF

Alignment with GRAP

The adjusted MTREF is in line with the requirements of the GRAP standards.

Alignment with mSCOA

It has been identified that there were various aspects of mSCOA which were required to be updated. Given that this is a special Covid-19 Adjustments Budget, the scope to effect changes has been very limited. Unresolved matters are therefore limited to those as at the February Adjustment Budget.



2.2 ADJUSTMENTS TO BUDGET FUNDING

OVERVIEW OF BUDGET FUNDING

TOTAL EXPENDITURE

KDM's expenditure during the ADJUSTED BUDGET is estimated at:

Description	Original Budget 2019/20	Covid-19 Adjusted Budget 2019/20
	,000	,000
Total operating expenditure	1,836,308	1,732,515
Total capital expenditure	316,285	256,908
Total	R 2 152 593	R 1 989 423

FUNDING SOURCES

The funding model of the Covid-19 Adjusted Budget 2019/20 is dependent on the property rates, refuse and electricity service charges as outlined in the attached budget tables. The electricity budget has decreased significantly as a result of Covid-19 and the subsequent lockdown, coupled with unsustainably high energy losses.

TARIFF OF CHARGES

The Tariff of Charges has been implemented on 01 July 2019. This document provides for major services, and lists minor and miscellaneous tariffs – including the hiring of municipal facilities and town planning. This has not been amended during the adjustment budget process.

EXTERNAL LOANS

The long-term loans currently entered into are being used to fund capital expenditure. KDM's anticipated borrowings over the MTREF are as follows:

2019/20	R 15 Million
2020/21	R 27 Million
2021/22	R 80 Million

These estimated are currently being revised in line with the process of the draft and final budgets for the 2020/2021 financial year.

INVESTMENTS

KDM has funds held in bank deposits, including the depositing of grant funding into ring fenced call deposit accounts in order to improve management of grant funding.

GOVERNMENT GRANT ALLOCATIONS

Please refer to SB 7 in the attached schedule for detailed allocations.

There has been no adjustments except for the R 894 000 received from the Disaster Management Grant for Covid-19 related Expenditure. The municipality is still in the process of finalising the Implementation Plan for this specific grant and expenditure is only anticipated to commence in the 2020/2021 financial year.

COMPLIANCE WITH mSCOA

The municipality is fully committed to the mSCOA reforms has attempted to comply in all material respects with mSCOA. Certain technical matters are currently being finalised by the municipality in respect of the cash flow and balance sheet budgeting and clarity is being sought from Provincial Treasury and our municipal service provider. We do not believe that

these will materially affect the analysis of the relevant datastrings however we are available for any clarity.



2.3 ADJUSTMENTS TO EXPENDITURE ON ALLOCATIONS AND GRANT PROGRAMMES

Please refer to SB 8 on the attached budget schedules



2.4 ADJUSTMENTS TO ALLOCATIONS AND GRANTS MADE BY THE MUNICIPALITY

Please refer to SB 10 on the attached budget schedules



2.5 ADJUSTMENTS TO COUNCILLOR ALLOWANCES AND EMPLOYEE BENEFITS

Please refer to SB 11 in the attached budget schedules



2.6 ADJUSTMENTS TO SERVICE DELIVERY AND BUDGET IMPLEMENTATION PLAN

2.6.1. ADJUSTED OPERATING SDBIPS – Refer to attached B schedules

2.6.2. ADJUSTED CAPITAL SDBIPS – As there has been no change to the capital budget there is no change to the SDBIP.



2.7 ADJUSTMENTS TO CAPITAL EXPENDITURE

Please refer to table B 5 on the adjustments budget tables.



2.8 OTHER SUPPORTING DOCUMENTATION

- 2.8.1. ADJUSTED OPERATING BUDGET - attached
 - 2.8.1.1 Revenue Adjustments
 - 2.8.1.2 Expenditure Adjustments
- 2.8.2. ADJUSTED CAPITAL BUDGET – this has not be re-printed as there has been no changes to capex.
- 2.8.3 Annexure to Circular 99
- 2.8.4 Government Gazette 43181

2.8.1 Adjusted Operating-

Function	Item	Funding	SegmentDesc	TotalBudget	Adjustments	Adjusted Budget
Town Planning Building Regulations and Enforcement and City Engineer: Town Planning (Dept 154)	Expenditure:Default	Fund:Non-funding Transactions	154260970 Electricity and Rates Costing	84,798		84,798
Town Planning Building Regulations and Enforcement and City Engineer: Town Planning (Dept 154)	Expenditure:Contracted	Fund:Operational:Revenue:General	Enforcement Implementation	557,500.00	250,000.00	807,500.00
Town Planning Building Regulations and Enforcement and City Engineer: Town Planning (Dept 154)	Expenditure:Contracted Services:Consultants and Professional Services:Infrastructure and Planning:Town Planner	Fund:Operational:Revenue:General Revenue:Equitable Share	154261595 Ethenbeni/Charlottdale Prec. P	238,275.00		238,275.00
Town Planning Building Regulations and Enforcement and City Engineer: Town Planning (Dept 154)	Expenditure:Contracted Services:Consultants and Professional Services:Infrastructure and Planning:Town Planner	Fund:Operational:Revenue:General Revenue:Equitable Share	Umhlabi / Shakaskraal Renewal Plan	250,000.00		250,000.00
Town Planning Building Regulations and Enforcement and City Engineer: Town Planning (Dept 154)	Expenditure:Contracted Services:Consultants and Professional Services:Infrastructure and Planning:Town Planner	Fund:Operational:Revenue:General Revenue:Equitable Share	Enforcement Policies Review	250,000.00		250,000.00
Town Planning Building Regulations and Enforcement and City Engineer: Town Planning (Dept 154)	Expenditure:Contracted Services:Consultants and Professional Services:Infrastructure and Planning:Town Planner	Fund:Operational:Revenue:General Revenue:Equitable Share	154262020 KDM CBD Regeneration	330,000.00		330,000.00
Town Planning Building Regulations and Enforcement and City Engineer: Town Planning (Dept 154)	Expenditure:Contracted Services:Consultants and Professional Services:Legal Cost:Legal Advice and Litigation	Fund:Operational:Revenue:General Revenue:Equitable Share	154262015 Municipal Planning and appeals Tribunals fees	211,800.00		211,800.00
Town Planning Building Regulations and Enforcement and City Engineer: Town Planning (Dept 154)	Expenditure:Contracted Services:Consultants and Professional Services:Legal Cost:Legal Advice and Litigation	Fund:Operational:Revenue:General Revenue:Equitable Share	154262014 LUMS BYLAW gazetting	211,800.00		211,800.00
Town Planning Building Regulations and Enforcement and City Engineer: Town Planning (Dept 154)	Expenditure:Contracted Services:Contractors:Aerial Photography	Fund:Operational:Revenue:General Revenue:Equitable Share	154261826 KDM Aerial Photography	380,000.00		380,000.00
Town Planning Building Regulations and Enforcement and City Engineer: Town Planning (Dept 154)	Expenditure:Contracted Services:Contractors:Maintenance of Buildings and Facilities	Fund:Operational:Revenue:General Revenue:Taxes:Property Rates:Levies	154235010 Buildings and Fences Maintenance	34,296.00		34,296.00
Town Planning Building Regulations and Enforcement and City Engineer: Town Planning (Dept 154)	Expenditure:Contracted Services:Contractors:Maintenance of Equipment	Fund:Operational:Revenue:General Revenue:Taxes:Property Rates:Levies	154235210 Tools and Equipment	15,885.00		15,885.00
Town Planning Building Regulations and Enforcement and City Engineer: Town Planning (Dept 154)	Expenditure:Contracted Services:Contractors:Maintenance of Equipment	Fund:Operational:Revenue:General Revenue:Taxes:Property Rates:Levies	154235230 Vehicles and Plant	38,384.00		38,384.00
Town Planning Building Regulations and Enforcement and City Engineer: Town Planning (Dept 154)	Expenditure:Contracted Services:Contractors:Transportation	Fund:Operational:Revenue:General Revenue:Equitable Share	154262015 Transportation Planning	558.00		558.00
Town Planning Building Regulations and Enforcement and City Engineer: Town Planning (Dept 154)	Expenditure:Contracted Services:Outsourced Services:Professional Staff	Fund:Operational:Revenue:General Revenue:Equitable Share	154262018 KDM LUMS Transitional Measures	100,080.00	(100,000.00)	80.00
Town Planning Building Regulations and Enforcement and City Engineer: Town Planning (Dept 154)	Expenditure:Contracted Services:Outsourced Services:Professional Staff	Fund:Operational:Revenue:General Revenue:Equitable Share	154262019 (CLE) Co-Funding	100,000.00		100,000.00
Town Planning Building Regulations and Enforcement and City Engineer: Town Planning (Dept 154)	Expenditure:Contracted Services:Outsourced Services:Professional Staff	Fund:Operational:Revenue:General Revenue:Equitable Share	154262017 EDRMS and Plan Tracking Implementation	264,750.00		264,750.00

Function	Item	Funding	SegmentDesc	TotalBudget	Adjustments	Adjusted Budget
Town Planning Building Regulations and Enforcement and City Engineer: Town Planning (Dept 154)	Expenditure:Contracted Services:Outsourced Services:Professional Staff	Fund:Operational:Revenue:General Revenue:Equitable Share	154261700 SDF Review	1,200,000.00		1,200,000.00
Town Planning Building Regulations and Enforcement and City Engineer: Town Planning (Dept 154)	Expenditure:Contracted Services:Outsourced Services:Professional Staff	Fund:Operational:Revenue:General Revenue:Equitable Share	154261828 Spluma Implementation	211,800.00		211,800.00
Town Planning Building Regulations and Enforcement and City Engineer: Town Planning (Dept 154)	Expenditure:Contracted Services:Outsourced Services:Professional Staff	Fund:Operational:Revenue:General Revenue:Equitable Share	154261705 KDM Lums	100,000.00		100,000.00
Town Planning Building Regulations and Enforcement and City Engineer: Town Planning (Dept 154)	Expenditure:Depreciation and Amortisation:Amortisation:Intangible Assets:Licences and Rights:Computer Software and Applications	Fund:Non-funding Transactions	154 Licence and Rights Depreciation	695.00		695.00
Town Planning Building Regulations and Enforcement and City Engineer: Town Planning (Dept 154)	Expenditure:Depreciation and Amortisation:Depreciation:Community Assets:Community Facilities:Centres	Fund:Non-funding Transactions	154 Community Facilities Depreciation	1,647.00		1,647.00
Town Planning Building Regulations and Enforcement and City Engineer: Town Planning (Dept 154)	Expenditure:Depreciation and Amortisation:Depreciation:Computer Equipment	Fund:Non-funding Transactions	154 Computer Equipment Depreciation	35,189.00		35,189.00
Town Planning Building Regulations and Enforcement and City Engineer: Town Planning (Dept 154)	Expenditure:Depreciation and Amortisation:Depreciation:Furniture and Office Equipment	Fund:Non-funding Transactions	154 Furniture and Office Equipment Depreciation	77,281.00		77,281.00
Town Planning Building Regulations and Enforcement and City Engineer: Town Planning (Dept 154)	Expenditure:Depreciation and Amortisation:Depreciation:Machinery and Equipment	Fund:Non-funding Transactions	154 Machinery and Equipment Depreciation	4,105.00		4,105.00
Town Planning Building Regulations and Enforcement and City Engineer: Town Planning (Dept 154)	Expenditure:Depreciation and Amortisation:Depreciation:Roads Infrastructure:Roads	Fund:Non-funding Transactions	154 Roads Depreciation	24,798.00		24,798.00
Town Planning Building Regulations and Enforcement and City Engineer: Town Planning (Dept 154)	Expenditure:Employee Related Cost:Municipal Staff:Salaries Wages and Allowances:Allowances:Cellular and Telephone	Fund:Operational:Revenue:General Revenue:Taxes:Property Rates:Levies	154200190 Cellular and Telephone Allowance	27,799.00	(4,534.00)	23,265.00
Town Planning Building Regulations and Enforcement and City Engineer: Town Planning (Dept 154)	Expenditure:Employee Related Cost:Municipal Staff:Salaries Wages and Allowances:Allowances:Housing Benefits and Incidental:Housing Benefits	Fund:Operational:Revenue:General Revenue:Taxes:Property Rates:Levies	154200090 Housing Benefits Subsidy	20,114.00	(7,864.00)	12,250.00
Town Planning Building Regulations and Enforcement and City Engineer: Town Planning (Dept 154)	Expenditure:Employee Related Cost:Municipal Staff:Salaries Wages and Allowances:Allowances:Service Related Benefits:Bonus	Fund:Operational:Revenue:General Revenue:Taxes:Property Rates:Levies	154200010 Bonus	296,627.00	(44,397.65)	252,229.35
Town Planning Building Regulations and Enforcement and City Engineer: Town Planning (Dept 154)	Expenditure:Employee Related Cost:Municipal Staff:Salaries Wages and Allowances:Allowances:Service Related Benefits:Leave Pay	Fund:Operational:Revenue:General Revenue:Taxes:Property Rates:Levies	154200020 Leave Pay	119,643.00	(83,653.81)	35,989.19
Town Planning Building Regulations and Enforcement and City Engineer: Town Planning (Dept 154)	Expenditure:Employee Related Cost:Municipal Staff:Salaries Wages and Allowances:Allowances:Service Related Benefits:Overtime:Structured	Fund:Operational:Revenue:General Revenue:Taxes:Property Rates:Levies	154200060 Overtime: Structured	7,066.00	(3,001.00)	4,065.00
Town Planning Building Regulations and Enforcement and City Engineer: Town Planning (Dept 154)	Expenditure:Employee Related Cost:Municipal Staff:Salaries Wages and Allowances:Allowances:Travel or Motor Vehicle	Fund:Operational:Revenue:General Revenue:Taxes:Property Rates:Levies	154200180 Travel or Motor Vehicle Allowance	382,812.00	(79,359.72)	303,452.28

Function	Item	Funding	SegmentDesc	TotalBudget	Adjustments	Adjusted Budget
Town Planning Building Regulations and Enforcement and City Engineer: Town Planning (Dept 154)	Expenditure:Employee Related Cost:Municipal Staff:Salaries Wages and Allowances:Basic Salary and Wages	Fund:Operational:Revenue:General Revenue:Taxes:Property Rates:Levies	154200000 Basic Salary and Wages	3,559,529.00	(443,400.85)	3,116,128.15
Town Planning Building Regulations and Enforcement and City Engineer: Town Planning (Dept 154)	Expenditure:Employee Related Cost:Municipal Staff:Social Contributions:Bargaining Council	Fund:Operational:Revenue:General Revenue:Taxes:Property Rates:Levies	154200160 Bargaining Council Levies	1,426.00	(661.76)	764.24
Town Planning Building Regulations and Enforcement and City Engineer: Town Planning (Dept 154)	Expenditure:Employee Related Cost:Municipal Staff:Social Contributions:Group Life Insurance	Fund:Operational:Revenue:General Revenue:Taxes:Property Rates:Levies	154200080 Group Life Insurance	29,615.00	(16,236.51)	13,378.49
Town Planning Building Regulations and Enforcement and City Engineer: Town Planning (Dept 154)	Expenditure:Employee Related Cost:Municipal Staff:Social Contributions:Medical	Fund:Operational:Revenue:General Revenue:Taxes:Property Rates:Levies	154200110 Medical Aid	195,924.00	1,223.10	197,147.10
Town Planning Building Regulations and Enforcement and City Engineer: Town Planning (Dept 154)	Expenditure:Employee Related Cost:Municipal Staff:Social Contributions:Pension	Fund:Operational:Revenue:General Revenue:Taxes:Property Rates:Levies	154200140 Pension or Provident Fund	660,950.00	(129,614.44)	531,335.56
Town Planning Building Regulations and Enforcement and City Engineer: Town Planning (Dept 154)	Expenditure:Employee Related Cost:Municipal Staff:Social Contributions:Unemployment Insurance	Fund:Operational:Revenue:General Revenue:Taxes:Property Rates:Levies	154200200 Unemployment Insurance Fund	16,271.00	(2,636.84)	13,634.16
Town Planning Building Regulations and Enforcement and City Engineer: Town Planning (Dept 154)	Expenditure:Inventory Consumed:Consumables:Standard Rated	Fund:Operational:Revenue:General Revenue:Taxes:Property Rates:Levies	154260200 Cleansing Materials	62,950.00		62,950.00
Town Planning Building Regulations and Enforcement and City Engineer: Town Planning (Dept 154)	Expenditure:Operating Leases:Furniture and Office Equipment	Fund:Operational:Revenue:General Revenue:Taxes:Property Rates:Levies	154260070 Lease Office Machinery and Equipment	254,392.00		254,392.00
Town Planning Building Regulations and Enforcement and City Engineer: Town Planning (Dept 154)	Expenditure:Operational Cost:Advertising Publicity and Marketing:Corporate and Municipal Activities	Fund:Operational:Revenue:General Revenue:Equitable Share	154261737 Awareness Programme	9,350.00		9,350.00
Town Planning Building Regulations and Enforcement and City Engineer: Town Planning (Dept 154)	Expenditure:Operational Cost:Advertising	Fund:Operational:Revenue:General	154262021 Outdoor Advertising	221,180.00		221,180.00
Town Planning Building Regulations and Enforcement and City Engineer: Town Planning (Dept 154)	Expenditure:Operational Cost:External Computer Service:Data Lines	Fund:Operational:Revenue:General Revenue:Equitable Share	154262022 GIS Intergration	222,390.00		222,390.00
Town Planning Building Regulations and Enforcement and City Engineer: Town Planning (Dept 154)	Expenditure:Operational Cost:Insurance Underwriting:Premiums	Fund:Operational:Revenue:General Revenue:Taxes:Property Rates:Levies	154260570 Insurance General	111,690.00		111,690.00
Town Planning Building Regulations and Enforcement and City Engineer: Town Planning (Dept 154)	Expenditure:Operational Cost:Printing Publications and Books	Fund:Operational:Revenue:General Revenue:Equitable Share	154261738 GIS Printing	26,778.00		26,778.00
Town Planning Building Regulations and Enforcement and City Engineer: Town Planning (Dept 154)	Expenditure:Operational Cost:Professional Bodies Membership and Subscription	Fund:Operational:Revenue:General Revenue:Taxes:Property Rates:Levies	154261786 Professional Subscriptions	52,950.00		52,950.00
Town Planning Building Regulations and Enforcement and City Engineer: Town Planning (Dept 154)	Expenditure:Operational Cost:Registration Fees:Seminars Conferences Workshops and Events:National	Fund:Operational:Revenue:General Revenue:Taxes:Property Rates:Levies	154260150 Conferences and Workshops	107,440.00		107,440.00
Town Planning Building Regulations and Enforcement and City Engineer: Town Planning (Dept 154)	Expenditure:Operational Cost:Skills Development Fund Levy	Fund:Operational:Revenue:General Revenue:Taxes:Property Rates:Levies	154200240 Skills Development Levy	43,596.00	(9,439.31)	34,156.69
Town Planning Building Regulations and Enforcement and City Engineer: Town Planning (Dept 154)	Expenditure:Operational Cost:Travel and Subsistence:Domestic:Accommodation	Fund:Operational:Revenue:General Revenue:Taxes:Property Rates:Levies	154260900 Travel and Subsistence	55,756.00	-	55,756.00
Town Planning Building Regulations and Enforcement and City Engineer: Town Planning (Dept 154)	Expenditure:Operational Cost:Travel and Subsistence:Domestic:Food and Beverage (Served)	Fund:Operational:Revenue:General Revenue:Taxes:Property Rates:Levies	154260330 Refreshments	5,192.00		5,192.00
Town Planning Building Regulations and Enforcement and City Engineer: Town Planning (Dept 154)	Expenditure:Operational Cost:Vehicle Tracking	Fund:Operational:Revenue:General Revenue:Taxes:Property Rates:Levies	154261530 Tracking Fees	2,223.00		2,223.00

Function	Item	Funding	SegmentDesc	TotalBudget	Adjustments	Adjusted Budget
Town Planning Building Regulations and Enforcement and City Engineer: Town Planning (Dept 154)	Expenditure:Operational Cost:Wet Fuel	Fund:Operational:Revenue:General Revenue:Taxes:Property Rates:Levies	154260810 Sundry Oils and Fuel	42,282.00		42,282.00
Town Planning Building Regulations and Enforcement and City Engineer: Town Planning (Dept 154)	Expenditure:Operational Cost:Workmen's Compensation Fund	Fund:Operational:Revenue:General Revenue:Taxes:Property Rates:Levies	154200230 Workmen's Compensation	44,361.00		44,361.00
Town Planning Building Regulations and Enforcement and City Engineer: Town Planning (Dept 154)	Revenue:Exchange Revenue:Operational Revenue:Incidental Cash Surpluses	Fund:Operational:Revenue:General Revenue:Operational Revenue	Town Planning Verge Deposit 154060340	(158,850.00)		(158,850.00)
Town Planning Building Regulations and Enforcement and City Engineer: Town Planning (Dept 154)	Revenue:Exchange Revenue:Sales of Goods and Rendering of Services:Advertisements	Fund:Operational:Revenue:General Revenue:Sales of Goods and Rendering of Services	Town Planning Advertising 154060350	(900,150.00)		(900,150.00)
Town Planning Building Regulations and Enforcement and City Engineer: Town Planning (Dept 154)	Revenue:Exchange Revenue:Sales of Goods and Rendering of Services:Building Plan Approval	Fund:Operational:Revenue:General Revenue:Sales of Goods and Rendering of Services	Town Planning Fees Bldg Plans 154010040	(600,000.00)		(600,000.00)
Town Planning Building Regulations and Enforcement and City Engineer: Town Planning (Dept 154)	Revenue:Exchange Revenue:Sales of Goods and Rendering of Services:Computer Services	Fund:Operational:Revenue:General Revenue:Sales of Goods and Rendering of Services	154060370 GIS Income	(22,133.00)		(22,133.00)
Town Planning Building Regulations and Enforcement and City Engineer: Town Planning (Dept 154)	Revenue:Exchange Revenue:Sales of Goods and Rendering of Services:Encroachment Fees	Fund:Operational:Revenue:General Revenue:Sales of Goods and Rendering of Services	Town Planning Fees Encroachment 154010120	(67,065.00)		(67,065.00)
Town Planning Building Regulations and Enforcement and City Engineer: Town Planning (Dept 154)	Revenue:Exchange Revenue:Sales of Goods and Rendering of Services:Town Planning and Servitudes	Fund:Operational:Revenue:General Revenue:Sales of Goods and Rendering of Services	154060360 Roads Master Plan	(291,865.00)		(291,865.00)
Town Planning Building Regulations and Enforcement and City Engineer: Town Planning (Dept 154)	Revenue:Non-exchange Revenue:Transfers and Subsidies:Operational:Monetary Allocations:National Revenue Fund:Equitable Share	Fund:Operational:Revenue:General Revenue:Equitable Share	154055095 Equitable Share	(5,284,037.00)		(5,284,037.00)
Town Planning Building Regulations and Enforcement and City Engineer: Building Control (Dept 155)	Expenditure:Contracted Services:Outsourced Services:Business and Advisory:Business and Financial Management	Fund:Operational:Revenue:General Revenue:Equitable Share	155261827 Building Plans Managment System	184,021.00		184,021.00
Town Planning Building Regulations and Enforcement and City Engineer: Building Control (Dept 155)	Expenditure:Contracted Services:Outsourced Services:Professional Staff	Fund:Operational:Revenue:General Revenue:Equitable Share	155262024 Building Plans Digitalisation Project	135,614.00		135,614.00
Town Planning Building Regulations and Enforcement and City Engineer: Building Control (Dept 155)	Expenditure:Contracted Services:Outsourced Services:Professional Staff	Fund:Operational:Revenue:General Revenue:Equitable Share	155262025 EDP Registry feasibility study	100,820.00		100,820.00
Town Planning Building Regulations and Enforcement and City Engineer: Building Control (Dept 155)	Expenditure:Depreciation and Amortisation:Depreciation:Computer Equipment	Fund:Non-funding Transactions	155 Computer Equipment Depreciation	6,396.00		6,396.00
Town Planning Building Regulations and Enforcement and City Engineer: Building Control (Dept 155)	Expenditure:Depreciation and Amortisation:Depreciation:Furniture and Office Equipment	Fund:Non-funding Transactions	155 Furniture and Office Equipment Depreciation	11,018.00		11,018.00
Town Planning Building Regulations and Enforcement and City Engineer: Building Control (Dept 155)	Expenditure:Depreciation and Amortisation:Depreciation:Machinery and Equipment	Fund:Non-funding Transactions	155 Machinery and Equipment Depreciation	610.00		610.00
Town Planning Building Regulations and Enforcement and City Engineer: Building Control (Dept 155)	Expenditure:Depreciation and Amortisation:Depreciation:Transport Assets	Fund:Non-funding Transactions	155 Transport Assets Depreciation	805.00		805.00
Town Planning Building Regulations and Enforcement and City Engineer: Building Control (Dept 155)	Expenditure:Employee Related	Fund:Operational:Revenue:General	155200190 Cellular and Telephone	72,641.00	(2,371.00)	70,270.00
Town Planning Building Regulations and Enforcement and City Engineer: Building Control (Dept 155)	Expenditure:Employee Related Cost:Municipal Staff:Salaries Wages and Allowances:Allowances:Housing Benefits and Incidental:Housing Benefits	Fund:Operational:Revenue:General Revenue:Taxes:Property Rates:Levies	155200090 Housing Benefits Subsidy	24,650.00	(10,102.23)	14,547.77
Town Planning Building Regulations and Enforcement and City Engineer: Building Control (Dept 155)	Expenditure:Employee Related Cost:Municipal Staff:Salaries Wages and Allowances:Allowances:Service Related	Fund:Operational:Revenue:General Revenue:Taxes:Property Rates:Levies	155200010 Bonus	566,834.00	(69,875.98)	496,958.02
Town Planning Building Regulations and Enforcement and City Engineer: Building Control (Dept 155)	Expenditure:Employee Related Cost:Municipal Staff:Salaries Wages and Allowances:Allowances:Service Related	Fund:Operational:Revenue:General Revenue:Taxes:Property Rates:Levies	155200020 Leave Pay	294,904.00	(135,558.23)	159,345.77
Town Planning Building Regulations and Enforcement and City Engineer: Building Control (Dept 155)	Expenditure:Employee Related Cost:Municipal Staff:Salaries Wages and Allowances:Allowances:Travel or Motor	Fund:Operational:Revenue:General Revenue:Operational Revenue	155200180 Travel or Motor Vehicle Allowance	1,741,419.00	(23,056.14)	1,718,362.86
Town Planning Building Regulations and Enforcement and City Engineer: Building Control (Dept 155)	Expenditure:Employee Related Cost:Municipal Staff:Salaries Wages and Allowances:Basic Salary and Wages	Fund:Operational:Revenue:General Revenue:Operational Revenue	155200000 Basic Salary and Wages	1,044,172.00		1,044,172.00

Function	Item	Funding	SegmentDesc	TotalBudget	Adjustments	Adjusted Budget
Town Planning Building Regulations and Enforcement and City Engineer: Building	Expenditure:Employee Related Cost:Municipal Staff:Salaries Wages and Allowances:Basic Salary and Wages	Fund:Operational:Revenue:General Revenue:Taxes:Property Rates:Levies	155200000 Basic Salary and Wages	5,757,832.00	1,160,400.44	6,918,232.44
Town Planning Building Regulations and Enforcement and City Engineer: Building	Expenditure:Employee Related Cost:Municipal Staff:Social Contributions:Bargaining Council	Fund:Operational:Revenue:General Revenue:Taxes:Property Rates:Levies	155200160 Bargaining Council Levies	2,981.00	(343.44)	2,637.56
Town Planning Building Regulations and Enforcement and City Engineer: Building	Expenditure:Employee Related Cost:Municipal Staff:Social Contributions:Group Life Insurance	Fund:Operational:Revenue:General Revenue:Taxes:Property Rates:Levies	155200080 Group Life Insurance	60,386.00	(7,477.33)	52,908.67
Town Planning Building Regulations and Enforcement and City Engineer: Building Control (Dept 155)	Expenditure:Employee Related Cost:Municipal Staff:Social Contributions:Medical	Fund:Operational:Revenue:General Revenue:Taxes:Property Rates:Levies	155200110 Medical Aid	713,557.00	1,887.50	715,444.50
Town Planning Building Regulations and Enforcement and City Engineer: Building	Expenditure:Employee Related Cost:Municipal Staff:Social Contributions:Pension	Fund:Operational:Revenue:General Revenue:Taxes:Property Rates:Levies	155200140 Pension or Provident Fund	1,272,768.00	(146,325.94)	1,126,442.06
Town Planning Building Regulations and Enforcement and City Engineer: Building	Expenditure:Employee Related Cost:Municipal Staff:Social Contributions:Unemployment Insurance	Fund:Operational:Revenue:General Revenue:Taxes:Property Rates:Levies	155200200 Unemployment Insurance Fund	46,660.00	(4,572.24)	42,087.76
Town Planning Building Regulations and Enforcement and City Engineer: Building	Expenditure:Inventory Consumed:Consumables:Standard Rated	Fund:Operational:Revenue:General Revenue:Taxes:Property Rates:Levies	155260200 Cleansing Materials	60,000.00		60,000.00
Town Planning Building Regulations and Enforcement and City Engineer: Building	Expenditure:Operational Cost:Advertising Publicity and Marketing:Corporate and Municipal Activities	Fund:Operational:Revenue:General Revenue:Taxes:Property Rates:Levies	155261665 Advertising Outdoor	32,974.00		32,974.00
Town Planning Building Regulations and Enforcement and City Engineer: Building	Expenditure:Operational Cost:Advertising Publicity and Marketing:Corporate and Municipal Activities	Fund:Operational:Revenue:General Revenue:Equitable Share	155261737 Awareness Programme	4,833.00		4,833.00
Town Planning Building Regulations and Enforcement and City Engineer: Building Control (Dept 155)	Expenditure:Operational Cost:Printing Publications and Books	Fund:Operational:Revenue:General Revenue:Taxes:Property Rates:Levies	155260100 Printing and Stationery	114,129.00		114,129.00
Town Planning Building Regulations and Enforcement and City Engineer: Building Control (Dept 155)	Expenditure:Operational Cost:Registration Fees:Seminars Conferences Workshops and Events:National	Fund:Operational:Revenue:General Revenue:Equitable Share	155262023 BGO Convention	50,405.00		50,405.00
Town Planning Building Regulations and Enforcement and City Engineer: Building	Expenditure:Operational Cost:Skills Development Fund Levy	Fund:Operational:Revenue:General Revenue:Taxes:Property Rates:Levies	155200240 Skills Development Levy	100,265.00	(7,027.63)	93,237.37
Town Planning Building Regulations and Enforcement and City Engineer: Building	Expenditure:Operational Cost:Travel and Subsistence:Domestic:Accommodation	Fund:Operational:Revenue:General Revenue:Taxes:Property Rates:Levies	155260900 Travel and Subsistence	10,450.00	-	10,450.00
Town Planning Building Regulations and Enforcement and City Engineer: Building	Expenditure:Operational Cost:Uniform and Protective Clothing	Fund:Operational:Revenue:General Revenue:Taxes:Property Rates:Levies	155261100 Protective Clothing	37,065.00		37,065.00
Town Planning Building Regulations and Enforcement and City Engineer: Building	Expenditure:Operational Cost:Workmen's Compensation Fund	Fund:Operational:Revenue:General Revenue:Taxes:Property Rates:Levies	155200230 Workmen's Compensation	93,278.00		93,278.00
Town Planning Building Regulations and Enforcement and City Engineer: Building	Revenue:Exchange Revenue:Sales of Goods and Rendering of Services:Advertisements	Fund:Operational:Revenue:General Revenue:Sales of Goods and Rendering of Services	155060385 Advertising Application Fees	(1,407,759.00)		(1,407,759.00)
Town Planning Building Regulations and Enforcement and City Engineer: Building	Revenue:Exchange Revenue:Sales of Goods and Rendering of Services:Building Plan Approval	Fund:Operational:Revenue:General Revenue:Sales of Goods and Rendering of Services	155010040 Fees Building Plans	(7,248,330.00)		(7,248,330.00)
Town Planning Building Regulations and Enforcement and City Engineer: Building	Revenue:Exchange Revenue:Sales of Goods and Rendering of Services:Sale of Goods:Publications:Prints	Fund:Operational:Revenue:General Revenue:Sales of Goods and Rendering of Services	155010110 Sale of Maps Plans	(72,969.00)		(72,969.00)
Town Planning Building Regulations and Enforcement and City Engineer: Building	Revenue:Exchange Revenue:Sales of Goods and Rendering of Services:Town Planning and Servitudes	Fund:Operational:Revenue:General Revenue:Sales of Goods and Rendering of Services	15510260 Town Planning Fees	(263,457.00)		(263,457.00)
Town Planning Building Regulations and Enforcement and City Engineer: Building	Revenue:Non-exchange Revenue:Transfers and Subsidies:Operational:Monetary	Fund:Operational:Revenue:General Revenue:Equitable Share	155055095 Equitable Share	(637,694.00)		(637,694.00)
Supply Chain Management: Stores and Procurement (Dept 220)	Expenditure:Default	Fund:Non-funding Transactions	220260970 Electricity and Rates Costing	42,889		42,889
Supply Chain Management: Stores and Procurement (Dept 220)	Expenditure:Contracted Services:Contractors:First Aid	Fund:Operational:Revenue:General Revenue:Taxes:Property Rates:Levies	220260520 First Aid Equipment	1,111.00		1,111.00
Supply Chain Management: Stores and Procurement (Dept 220)	Expenditure:Contracted Services:Contractors:Maintenance of Buildings and Facilities	Fund:Operational:Revenue:General Revenue:Taxes:Property Rates:Levies	220235001 Yard Maintenance	4,742.00		4,742.00
Supply Chain Management: Stores and Procurement (Dept 220)	Expenditure:Contracted Services:Contractors:Maintenance of Buildings and Facilities	Fund:Operational:Revenue:General Revenue:Taxes:Property Rates:Levies	220235010 Buildings and Fences Maintenance	3,177.00		3,177.00
Supply Chain Management: Stores and Procurement (Dept 220)	Expenditure:Contracted Services:Contractors:Maintenance of Equipment	Fund:Operational:Revenue:General Revenue:Taxes:Property Rates:Levies	220235230 Vehicles and Plant	22,307.00		22,307.00
Supply Chain Management: Stores and Procurement (Dept 220)	Expenditure:Contracted Services:Contractors:Maintenance of Equipment	Fund:Operational:Revenue:General Revenue:Taxes:Property Rates:Levies	220235330 Kitchenware	335.00		335.00

Function	Item	Funding	SegmentDesc	TotalBudget	Adjustments	Adjusted Budget
Supply Chain Management: Stores and Procurement (Dept 220)	Expenditure:Contracted Services:Contractors:Maintenance of Equipment	Fund:Operational:Revenue:General Revenue:Taxes:Property Rates:Levies	220235050 Furniture/Office Machinery and Equipment	5,422.00		5,422.00
Supply Chain Management: Stores and Procurement (Dept 220)	Expenditure:Contracted Services:Contractors:Maintenance of Equipment	Fund:Operational:Revenue:General Revenue:Taxes:Property Rates:Levies	220235210 Tools and Equipment	2,095.00		2,095.00
Supply Chain Management: Stores and Procurement (Dept 220)	Expenditure:Depreciation and Amortisation:Depreciation:Community Assets:Community Facilities:Centres	Fund:Non-funding Transactions	220 Community Facilities Depreciation	11,106.00		11,106.00
Supply Chain Management: Stores and Procurement (Dept 220)	Expenditure:Depreciation and Amortisation:Depreciation:Computer Equipment	Fund:Non-funding Transactions	220 Computer Equipment Depreciation	12,810.00		12,810.00
Supply Chain Management: Stores and Procurement (Dept 220)	Expenditure:Depreciation and Amortisation:Depreciation:Furniture and Office Equipment	Fund:Non-funding Transactions	220 Furniture and Office Equipment Depreciation	62,319.00		62,319.00
Supply Chain Management: Stores and Procurement (Dept 220)	Expenditure:Depreciation and Amortisation:Depreciation:Machinery and Equipment	Fund:Non-funding Transactions	220 Machinery and Equipment Depreciation	51,574.00		51,574.00
Supply Chain Management: Stores and Procurement (Dept 220)	Expenditure:Depreciation and Amortisation:Depreciation:Other Assets:Operational Buildings:Municipal Offices	Fund:Non-funding Transactions	220 Operational Buildings Depreciation	116,380.00		116,380.00
Supply Chain Management: Stores and Procurement (Dept 220)	Expenditure:Depreciation and Amortisation:Depreciation:Solid Waste Infrastructure:Landfill Sites	Fund:Non-funding Transactions	220 Solid Waste Depreciation	5.00		5.00
Supply Chain Management: Stores and Procurement (Dept 220)	Expenditure:Depreciation and Amortisation:Depreciation:Transport Assets	Fund:Non-funding Transactions	220 Transport Assets Depreciation	694.00		694.00
Supply Chain Management: Stores and Procurement (Dept 220)	Expenditure:Employee Related Cost:Municipal Staff:Salaries Wages and Allowances:Allowances:Cellular and Telephone	Fund:Operational:Revenue:General Revenue:Taxes:Property Rates:Levies	220200190 Cellular and Telephone Allowance	26,309.00	(1,949.00)	24,360.00
Supply Chain Management: Stores and Procurement (Dept 220)	Expenditure:Employee Related Cost:Municipal Staff:Salaries Wages and Allowances:Allowances:Housing Benefits and Incidental:Housing Benefits	Fund:Operational:Revenue:General Revenue:Taxes:Property Rates:Levies	220200090 Housing Benefits Subsidy	44,168.00	(595.04)	43,572.96
Supply Chain Management: Stores and Procurement (Dept 220)	Expenditure:Employee Related Cost:Municipal Staff:Salaries Wages and Allowances:Allowances:Service Related Benefits:Bonus	Fund:Operational:Revenue:General Revenue:Taxes:Property Rates:Levies	220200010 Bonus	314,404.00	3,824.57	318,228.57
Supply Chain Management: Stores and Procurement (Dept 220)	Expenditure:Employee Related Cost:Municipal Staff:Salaries Wages and Allowances:Allowances:Service Related Benefits:Leave Pay	Fund:Operational:Revenue:General Revenue:Taxes:Property Rates:Levies	220200020 Leave Pay	144,660.00	(70,960.03)	73,699.97
Supply Chain Management: Stores and Procurement (Dept 220)	Expenditure:Employee Related Cost:Municipal Staff:Salaries Wages and Allowances:Allowances:Service Related Benefits:Overtime:Structured	Fund:Operational:Revenue:General Revenue:Taxes:Property Rates:Levies	220200060 Overtime: Structured	211,639.00	20,000.00	231,639.00
Supply Chain Management: Stores and Procurement (Dept 220)	Expenditure:Employee Related Cost:Municipal Staff:Salaries Wages and Allowances:Allowances:Service Related Benefits:Standby Allowance	Fund:Operational:Revenue:General Revenue:Taxes:Property Rates:Levies	220200070 Standby Allowance	128,385.00	(20,522.48)	107,862.52
Supply Chain Management: Stores and Procurement (Dept 220)	Expenditure:Employee Related Cost:Municipal Staff:Salaries Wages and Allowances:Allowances:Travel or Motor Vehicle	Fund:Operational:Revenue:General Revenue:Taxes:Property Rates:Levies	220200180 Travel or Motor Vehicle Allowance	302,979.00	(87,275.00)	215,703.00
Supply Chain Management: Stores and Procurement (Dept 220)	Expenditure:Employee Related Cost:Municipal Staff:Salaries Wages and Allowances:Basic Salary and Wages	Fund:Operational:Revenue:General Revenue:Operational Revenue	220200000 Basic Salary and Wages	3,779,251.00	160,883.18	3,940,134.18
Supply Chain Management: Stores and Procurement (Dept 220)	Expenditure:Employee Related Cost:Municipal Staff:Social Contributions:Bargaining Council	Fund:Operational:Revenue:General Revenue:Operational Revenue	220200160 Bargaining Council Levies	2,130.00	(471.04)	1,658.96
Supply Chain Management: Stores and Procurement (Dept 220)	Expenditure:Employee Related Cost:Municipal Staff:Social Contributions:Group Life Insurance	Fund:Operational:Revenue:General Revenue:Taxes:Property Rates:Levies	220200080 Group Life Insurance	39,836.00	(1,319.78)	38,516.22

Function	Item	Funding	SegmentDesc	TotalBudget	Adjustments	Adjusted Budget
Supply Chain Management: Stores and Procurement (Dept 220)	Expenditure:Employee Related Cost:Municipal Staff:Social Contributions:Medical	Fund:Operational:Revenue:General Revenue:Taxes:Property Rates:Levies	220200110 Medical Aid	323,954.00	(9,920.40)	314,043.60
Supply Chain Management: Stores and Procurement (Dept 220)	Expenditure:Employee Related Cost:Municipal Staff:Social Contributions:Pension	Fund:Operational:Revenue:General Revenue:Operational Revenue	220200140 Pension or Provident Fund	823,057.00	(61,659.61)	761,407.39
Supply Chain Management: Stores and Procurement (Dept 220)	Expenditure:Employee Related Cost:Municipal Staff:Social Contributions:Unemployment Insurance	Fund:Operational:Revenue:General Revenue:Taxes:Property Rates:Levies	220200200 Unemployment Insurance Fund	26,853.00	(969.88)	25,883.12
Supply Chain Management: Stores and Procurement (Dept 220)	Expenditure:Inventory Consumed:Consumables:Standard Rated	Fund:Operational:Revenue:General Revenue:Taxes:Property Rates:Levies	220260200 Cleansing Materials	12,150.00		12,150.00
Supply Chain Management: Stores and Procurement (Dept 220)	Expenditure:Operating Leases:Furniture and Office Equipment	Fund:Operational:Revenue:General Revenue:Taxes:Property Rates:Levies	220260070 Lease Office Machinery and Equipment	5,788.00		5,788.00
Supply Chain Management: Stores and Procurement (Dept 220)	Expenditure:Operational Cost:Advertising Publicity and Marketing:Corporate and Municipal Activities	Fund:Operational:Revenue:General Revenue:Taxes:Property Rates:Levies	220260030 Advertising	1,158,546.00		1,158,546.00
Supply Chain Management: Stores and Procurement (Dept 220)	Expenditure:Operational Cost:Insurance Underwriting:Premiums	Fund:Operational:Revenue:General Revenue:Taxes:Property Rates:Levies	220260570 Insurance General	6,481.00		6,481.00
Supply Chain Management: Stores and Procurement (Dept 220)	Expenditure:Operational Cost:Municipal Services	Fund:Operational:Revenue:General Revenue:Taxes:Property Rates:Levies	220260740 Water and Sanitation	120,946.00		120,946.00
Supply Chain Management: Stores and Procurement (Dept 220)	Expenditure:Operational Cost:Printing Publications and Books	Fund:Operational:Revenue:General Revenue:Taxes:Property Rates:Levies	220260100 Printing and Stationery	94,535.00		94,535.00
Supply Chain Management: Stores and Procurement (Dept 220)	Expenditure:Operational Cost:Skills Development Fund Levy	Fund:Operational:Revenue:General Revenue:Taxes:Property Rates:Levies	220200240 Skills Development Levy	56,200.00	(6,596.45)	49,603.55
Supply Chain Management: Stores and Procurement (Dept 220)	Expenditure:Operational Cost:Travel and Subsistence:Domestic:Accommodation	Fund:Operational:Revenue:General Revenue:Taxes:Property Rates:Levies	220260900 Travel and Subsistence	3,122.00		3,122.00
Supply Chain Management: Stores and Procurement (Dept 220)	Expenditure:Operational Cost:Travel and Subsistence:Domestic:Food and Beverage (Served)	Fund:Operational:Revenue:General Revenue:Taxes:Property Rates:Levies	220260330 Refreshments	776.00		776.00
Supply Chain Management: Stores and Procurement (Dept 220)	Expenditure:Operational Cost:Uniform and Protective Clothing	Fund:Operational:Revenue:General Revenue:Taxes:Property Rates:Levies	220261100 Protective Clothing	12,889.00		12,889.00
Supply Chain Management: Stores and Procurement (Dept 220)	Expenditure:Operational Cost:Vehicle Tracking	Fund:Operational:Revenue:General Revenue:Taxes:Property Rates:Levies	220261530 Tracking Fees	2,223.00		2,223.00
Supply Chain Management: Stores and Procurement (Dept 220)	Expenditure:Operational Cost:Wet Fuel	Fund:Operational:Revenue:General Revenue:Taxes:Property Rates:Levies	220 Wet Fuel	52,950.00		52,950.00
Supply Chain Management: Stores	Expenditure:Operational Cost:Workmen's Compensation Fund	Fund:Operational:Revenue:General Revenue:Taxes:Property	220200230 Workmen's Compensation	46,806.00		46,806.00
Supply Chain Management: Stores and Procurement (Dept 220)	Revenue:Exchange Revenue:Operational Revenue:Administrative Handling Fees	Fund:Operational:Revenue:General Revenue:Operational Revenue	220060001 Administration Charges	(1,449,661.00)		(1,449,661.00)
Supply Chain Management: Stores and Procurement (Dept 220)	Revenue:Exchange Revenue:Operational Revenue:Discounts and Early Settlements	Fund:Operational:Revenue:General Revenue:Operational Revenue	220060110 Discount on Purchases	(10,488.00)		(10,488.00)
Supply Chain Management: Stores and Procurement (Dept 220)	Revenue:Exchange Revenue:Sales of Goods and Rendering of Services:Sale of Goods:Materials and Equipment	Fund:Operational:Revenue:General Revenue:Sales of Goods and Rendering of Services	220065030 Sale of Redundant Stock	(334,538.00)		(334,538.00)

Function	Item	Funding	SegmentDesc	TotalBudget	Adjustments	Adjusted Budget
Supply Chain Management: Stores and Procurement (Dept 220)	Revenue:Exchange Revenue:Sales of Goods and Rendering of Services:Sale of Goods:Publications:Tender Documents	Fund:Operational:Revenue:General Revenue:Sales of Goods and Rendering of Services	220060120 Bid Tender Documents	(852,308.00)		(852,308.00)
Street Lighting and Signal	Expenditure:Default	Fund:Non-funding Transactions	171290801 Street Lights Maintenance Costing	5,285,761		5,285,761
Street Lighting and Signal Systems: Street Lights (Dept 171)	Expenditure:Contracted Services:Contractors:Maintenance of Unspecified Assets	Fund:Operational:Revenue:General Revenue:Service Charges:Electricity	171235180 Street Lights Maintenance (External)	2,155,916.00		2,155,916.00
Street Lighting and Signal Systems: Street Lights (Dept 171)	Expenditure:Contracted Services:Contractors:Traffic and Street Lights	Fund:Operational:Revenue:General Revenue:Service Charges:Electricity	171235185 Traffic lights (Contractors)	214,359.00		214,359.00
Street Lighting and Signal Systems: Street Lights (Dept 171)	Expenditure:Contracted Services:Contractors:Traffic and Street Lights	Fund:Operational:Revenue:General Revenue:Service Charges:Electricity	171260850 Street Lights - Consumption	1,181,337.00		1,181,337.00
Street Lighting and Signal Systems: Street Lights (Dept 171)	Expenditure:Inventory Consumed:Materials and Supplies	Fund:Operational:Revenue:General Revenue:Service Charges:Electricity	171235654 Street Light Maintenance (Inventory Consumed)	1,588,501.00		1,588,501.00
Street Lighting and Signal Systems: Street Lights (Dept 171)	Expenditure:Inventory Consumed:Materials and Supplies	Fund:Operational:Revenue:General Revenue:Service Charges:Electricity	171235185 Traffic lights (Materials)	289,404.00		289,404.00
Street Lighting and Signal Systems: Street Lights (Dept 171)	Revenue:Default	Fund:Non-funding Transactions	171280040 Recharged Salaries	(5,285,761.00)		(5,285,761.00)
Street Cleaning: Health - Street Sweeping & Cleaning (Dept 172)	Expenditure:Contracted Services:Contractors:Maintenance of Equipment	Fund:Operational:Revenue:General Revenue:Service Charges:Waste	172235210 Tools and Equipment	72,900.00		72,900.00
Street Cleaning: Health - Street Sweeping & Cleaning (Dept 172)	Expenditure:Employee Related Cost:Municipal Staff:Salaries Wages and Allowances:Allowances:Service Related Benefits:Bonus	Fund:Operational:Revenue:General Revenue:Service Charges:Waste	172200010 Bonus	475,205.00	(61,448.38)	413,756.62
Street Cleaning: Health - Street Sweeping & Cleaning (Dept 172)	Expenditure:Employee Related Cost:Municipal Staff:Salaries Wages and Allowances:Allowances:Service Related Benefits:Leave Pay	Fund:Operational:Revenue:General Revenue:Service Charges:Waste	172200020 Leave Pay	205,120.00	(59,248.87)	145,871.13
Street Cleaning: Health - Street Sweeping & Cleaning (Dept 172)	Expenditure:Employee Related Cost:Municipal Staff:Salaries Wages and Allowances:Allowances:Service Related Benefits:Overtime:Structured	Fund:Operational:Revenue:General Revenue:Service Charges:Waste	172200060 Overtime: Structured	1,250,779.00	145,856.20	1,396,635.20
Street Cleaning: Health - Street Sweeping & Cleaning (Dept 172)	Expenditure:Employee Related Cost:Municipal Staff:Salaries Wages and Allowances:Allowances:Service Related Benefits:Standby Allowance	Fund:Operational:Revenue:General Revenue:Service Charges:Waste	172200070 Standby Allowance	570,246.00		570,246.00
Street Cleaning: Health - Street Sweeping & Cleaning (Dept 172)	Expenditure:Employee Related Cost:Municipal Staff:Salaries Wages and Allowances:Basic Salary and Wages	Fund:Operational:Revenue:General Revenue:Service Charges:Waste	172200000 Basic Salary and Wages	3,267,285.00	1,869,825.34	5,137,110.34
Street Cleaning: Health - Street Sweeping & Cleaning (Dept 172)	Expenditure:Employee Related Cost:Municipal Staff:Salaries Wages and Allowances:Basic Salary and Wages	Fund:Operational:Revenue:General Revenue:Taxes:Property Rates:Levies	172200000 Basic Salary and Wages	1,799,715.00		1,799,715.00
Street Cleaning: Health - Street Sweeping & Cleaning (Dept 172)	Expenditure:Employee Related Cost:Municipal Staff:Social Contributions:Bargaining Council	Fund:Operational:Revenue:General Revenue:Service Charges:Waste	172200160 Bargaining Council Levies	6,958.00	(1,471.24)	5,526.76
Street Cleaning: Health - Street Sweeping & Cleaning (Dept 172)	Expenditure:Employee Related Cost:Municipal Staff:Social Contributions:Group Life Insurance	Fund:Operational:Revenue:General Revenue:Service Charges:Waste	172200080 Group Life Insurance	49,896.00	(14,829.81)	35,066.19
Street Cleaning: Health - Street Sweeping & Cleaning (Dept 172)	Expenditure:Employee Related Cost:Municipal Staff:Social Contributions:Medical	Fund:Operational:Revenue:General Revenue:Service Charges:Waste	172200110 Medical Aid	518,620.00	(28,148.20)	490,471.80

Function	Item	Funding	SegmentDesc	TotalBudget	Adjustments	Adjusted Budget
Street Cleaning: Health - Street Sweeping & Cleaning (Dept 172)	Expenditure:Employee Related Cost:Municipal Staff:Social Contributions:Pension	Fund:Operational:Revenue:General Revenue:Service Charges:Waste	172200140 Pension or Provident Fund	1,287,324.00	(258,886.36)	1,028,437.64
Street Cleaning: Health - Street Sweeping & Cleaning (Dept 172)	Expenditure:Employee Related Cost:Municipal Staff:Social Contributions:Unemployment Insurance	Fund:Operational:Revenue:General Revenue:Service Charges:Waste	172200200 Unemployment Insurance Fund	80,029.00	(2,082.20)	77,946.80
Street Cleaning: Health - Street Sweeping & Cleaning (Dept 172)	Expenditure:Operational Cost:Skills Development Fund Levy	Fund:Operational:Revenue:General Revenue:Service Charges:Waste	172200240 Skills Development Levy	80,029.00	(10,297.33)	69,731.67
Street Cleaning: Health - Street Sweeping & Cleaning (Dept 172)	Expenditure:Operational Cost:Workmen's Compensation Fund	Fund:Operational:Revenue:General Revenue:Service Charges:Waste	172200230 Workmen's Compensation	70,029.00		70,029.00
Solid Waste Removal: Refuse Service (Dept 255)	Expenditure:Default	Fund:Non-funding Transactions	255290000 Vehicles and Plant Costing	615,644		615,644
Solid Waste Removal: Refuse Service (Dept 255)	Expenditure:Bad Debts Written Off	Fund:Operational:Revenue:General Revenue:Service Charges:Waste	255260130 Bad Debts Written Off	49,969.00		49,969.00
Solid Waste Removal: Refuse Service (Dept 255)	Expenditure:Contracted Services:Contractors:Maintenance of Buildings and Facilities	Fund:Operational:Revenue:General Revenue:Service Charges:Waste	255235010 Buildings and Fences Maintenance	16,771.00		16,771.00
Solid Waste Removal: Refuse Service (Dept 255)	Expenditure:Contracted Services:Contractors:Maintenance of Equipment	Fund:Operational:Revenue:General Revenue:Service Charges:Waste	255235230 Vehicles and Plant	2,548,258.00		2,548,258.00
Solid Waste Removal: Refuse Service (Dept 255)	Expenditure:Contracted Services:Contractors:Maintenance of Unspecified Assets	Fund:Operational:Revenue:General Revenue:Service Charges:Waste	255235420 Refuse Receptacles	48,716.00		48,716.00
Solid Waste Removal: Refuse Service (Dept 255)	Expenditure:Contracted Services:Outsourced Services:Professional Staff	Fund:Operational:Revenue:General Revenue:Equitable Share	255261850 PPP Study	2,100,000.00		2,100,000.00
Solid Waste Removal: Refuse Service (Dept 255)	Expenditure:Contracted Services:Outsourced Services:Refuse Removal	Fund:Operational:Revenue:General Revenue:Service Charges:Waste	255250001 Consultants	31,618,223.00	615,350.00	32,233,573.00
Solid Waste Removal: Refuse Service (Dept 255)	Expenditure:Contracted Services:Outsourced Services:Refuse Removal	Fund:Operational:Revenue:General Revenue:Service Charges:Waste	255261030 Refuse Bags Contract	771,742.00		771,742.00
Solid Waste Removal: Refuse Service (Dept 255)	Expenditure:Contracted Services:Outsourced Services:Refuse Removal	Fund:Operational:Revenue:General Revenue:Service Charges:Waste	255260260 Dump Charges	17,965,793.00	1,000,000.00	18,965,793.00
Solid Waste Removal: Refuse Service (Dept 255)	Expenditure:Contracted Services:Outsourced Services:Refuse Removal	Fund:Operational:Revenue:General Revenue:Equitable Share	255261696 Street Cleansing	411,938.00		411,938.00
Solid Waste Removal: Refuse Service (Dept 255)	Expenditure:Depreciation and Amortisation:Depreciation:Community Assets:Community Facilities:Centres	Fund:Non-funding Transactions	255 Community Facilities Depreciation	11,729.00		11,729.00
Solid Waste Removal: Refuse Service (Dept 255)	Expenditure:Depreciation and Amortisation:Depreciation:Computer Equipment	Fund:Non-funding Transactions	255 Computer Equipment Depreciation	6,458.00		6,458.00
Solid Waste Removal: Refuse Service (Dept 255)	Expenditure:Depreciation and Amortisation:Depreciation:Furniture and Office Equipment	Fund:Non-funding Transactions	255 Furniture and Office Equipment Depreciation	7,903.00		7,903.00
Solid Waste Removal: Refuse Service (Dept 255)	Expenditure:Depreciation and Amortisation:Depreciation:Machinery and Equipment	Fund:Non-funding Transactions	255 Machinery and Equipment Depreciation	14,991.00		14,991.00

Function	Item	Funding	SegmentDesc	TotalBudget	Adjustments	Adjusted Budget
Solid Waste Removal: Refuse Service (Dept 255)	Expenditure:Depreciation and Amortisation:Depreciation:Solid Waste Infrastructure:Landfill Sites	Fund:Non-funding Transactions	255 Solid Waste Depreciation	278,907.00		278,907.00
Solid Waste Removal: Refuse Service (Dept 255)	Expenditure:Depreciation and Amortisation:Depreciation:Transport Assets	Fund:Non-funding Transactions	255 Transport Assets Depreciation	473,622.00		473,622.00
Solid Waste Removal: Refuse Service (Dept 255)	Expenditure:Employee Related Cost:Municipal Staff:Salaries Wages and Allowances:Allowances:Cellular and Telephone	Fund:Operational:Revenue:General Revenue:Service Charges:Waste	255200190 Cellular and Telephone Allowance	13,154.00	(4,019.00)	9,135.00
Solid Waste Removal: Refuse Service (Dept 255)	Expenditure:Employee Related Cost:Municipal Staff:Salaries Wages and Allowances:Allowances:Housing Benefits and Incidental:Housing Benefits	Fund:Operational:Revenue:General Revenue:Service Charges:Waste	255200090 Housing Benefits Subsidy	4,536.00		4,536.00
Solid Waste Removal: Refuse Service (Dept 255)	Expenditure:Employee Related Cost:Municipal Staff:Salaries Wages and Allowances:Allowances:Service Related Benefits:Bonus	Fund:Operational:Revenue:General Revenue:Service Charges:Waste	255200010 Bonus	739,035.00	(49,147.76)	689,887.24
Solid Waste Removal: Refuse Service (Dept 255)	Expenditure:Employee Related Cost:Municipal Staff:Salaries Wages and Allowances:Allowances:Service Related Benefits:Leave Pay	Fund:Operational:Revenue:General Revenue:Service Charges:Waste	255200020 Leave Pay	357,938.00	(30,537.85)	327,400.15
Solid Waste Removal: Refuse Service (Dept 255)	Expenditure:Employee Related Cost:Municipal Staff:Salaries Wages and Allowances:Allowances:Service Related Benefits:Overtime:Structured	Fund:Operational:Revenue:General Revenue:Service Charges:Waste	255200060 Overtime: Structured	3,048,390.00	(74,852.54)	2,973,537.46
Solid Waste Removal: Refuse Service (Dept 255)	Expenditure:Employee Related Cost:Municipal Staff:Salaries Wages and Allowances:Allowances:Travel or Motor Vehicle	Fund:Operational:Revenue:General Revenue:Service Charges:Waste	255200180 Travel or Motor Vehicle Allowance	106,739.00	(32,835.95)	73,903.05
Solid Waste Removal: Refuse Service (Dept 255)	Expenditure:Employee Related Cost:Municipal Staff:Salaries Wages and Allowances:Basic Salary and Wages	Fund:Operational:Revenue:General Revenue:Service Charges:Waste	255200000 Basic Salary and Wages	7,838,624.00	136,398.32	7,975,022.32
Solid Waste Removal: Refuse Service (Dept 255)	Expenditure:Employee Related Cost:Municipal Staff:Social Contributions:Bargaining Council	Fund:Operational:Revenue:General Revenue:Service Charges:Waste	255200160 Bargaining Council Levies	9,331.00	(2,042.75)	7,288.24
Solid Waste Removal: Refuse Service (Dept 255)	Expenditure:Employee Related Cost:Municipal Staff:Social Contributions:Group Life Insurance	Fund:Operational:Revenue:General Revenue:Service Charges:Waste	255200080 Group Life Insurance	77,599.00	(18,807.68)	58,791.32
Solid Waste Removal: Refuse Service (Dept 255)	Expenditure:Employee Related Cost:Municipal Staff:Social Contributions:Medical	Fund:Operational:Revenue:General Revenue:Service Charges:Waste	255200110 Medical Aid	816,468.00	(39,519.90)	776,948.10
Solid Waste Removal: Refuse Service (Dept 255)	Expenditure:Employee Related Cost:Municipal Staff:Social Contributions:Pension	Fund:Operational:Revenue:General Revenue:Service Charges:Waste	255200140 Pension or Provident Fund	1,585,852.00	83,521.01	1,669,373.01
Solid Waste Removal: Refuse Service (Dept 255)	Expenditure:Employee Related Cost:Municipal Staff:Social Contributions:Unemployment Insurance	Fund:Operational:Revenue:General Revenue:Service Charges:Waste	255200200 Unemployment Insurance Fund	105,060.00	(173.40)	104,886.60
Solid Waste Removal: Refuse Service (Dept 255)	Expenditure:Operational Cost:Contribution to Provisions:Decommissioning Restoration and Similar Liabilities:Landfill Sites	Fund:Non-funding Transactions	255220055 Provision for Landfill Site	1,896,510.00		1,896,510.00
Solid Waste Removal: Refuse Service (Dept 255)	Expenditure:Operational Cost:Contribution to Provisions:Decommissioning Restoration and Similar Liabilities:Non-specific	Fund:Non-funding Transactions	255220050 Bad Debt Provision	1,173,738.00	1,383,215.00	2,556,953.00
Solid Waste Removal: Refuse Service (Dept 255)	Expenditure:Operational Cost:Indigent Relief	Fund:Operational:Revenue:General Revenue:Equitable Share	255260380 Indigent Support	2,107,930.00		2,107,930.00
Solid Waste Removal: Refuse Service (Dept 255)	Expenditure:Operational Cost:Insurance Underwriting:Premiums	Fund:Operational:Revenue:General Revenue:Service Charges:Waste	255260570 Insurance General	15,261.00		15,261.00
Solid Waste Removal: Refuse Service (Dept 255)	Expenditure:Operational Cost:Skills Development Fund Levy	Fund:Operational:Revenue:General Revenue:Service Charges:Waste	255200240 Skills Development Levy	131,461.00	(12,715.14)	118,745.86
Solid Waste Removal: Refuse Service (Dept 255)	Expenditure:Operational Cost:Travel and Subsistence:Domestic:Accommodation	Fund:Operational:Revenue:General Revenue:Service Charges:Waste	255260900 Travel and Subsistence	4,275.00		4,275.00

Function	Item	Funding	SegmentDesc	TotalBudget	Adjustments	Adjusted Budget
Solid Waste Removal: Refuse Service (Dept 255)	Expenditure:Operational Cost:Uniform and Protective Clothing	Fund:Operational:Revenue:General Revenue:Service Charges:Waste	255261100 Protective Clothing	410,797.00		410,797.00
Solid Waste Removal: Refuse Service (Dept 255)	Expenditure:Operational Cost:Vehicle Tracking	Fund:Operational:Revenue:General Revenue:Service Charges:Waste	255261530 Tracking Fees	33,343.00		33,343.00
Solid Waste Removal: Refuse Service (Dept 255)	Expenditure:Operational Cost:Wet Fuel	Fund:Operational:Revenue:General Revenue:Service Charges:Waste	255260810 Sundry Oils and Fuel	2,062,057.00		2,062,057.00
Solid Waste Removal: Refuse Service (Dept 255)	Expenditure:Operational Cost:Workmen's Compensation Fund	Fund:Operational:Revenue:General Revenue:Service Charges:Waste	255200230 Workmen's Compensation	101,674.00		101,674.00
Solid Waste Removal: Refuse Service (Dept 255)	Expenditure:Transfers and Subsidies:Operational:Monetary Allocations:Households:Social Security Payments:Social Assistance:Poverty Relief	Fund:Operational:Revenue:General Revenue:Equitable Share	255 EPWP	1,000,000.00		1,000,000.00
Solid Waste Removal: Refuse Service (Dept 255)	Revenue:Exchange Revenue:Service Charges:Waste Management:Refuse Removal	Fund:Operational:Revenue:General Revenue:Service Charges:Waste	255010070 Refuse Removal Fee	(78,153,521.00)		(78,153,521.00)
Solid Waste Removal: Refuse Service (Dept 255)	Revenue:Exchange Revenue:Service Charges:Waste Management:Refuse Removal	Fund:Operational:Revenue:General Revenue:Equitable Share	255260385 Free Basic Services	15,306,284.00		15,306,284.00
Solid Waste Removal: Refuse Service (Dept 255)	Revenue:Non-exchange Revenue:Transfers and Subsidies:Operational:Monetary Allocations:National Revenue Fund:Equitable Share	Fund:Operational:Revenue:General Revenue:Equitable Share	255055095 Equitable Share	(19,326,152.00)		(19,326,152.00)
Security Services: Security Services (Dept 040)	Expenditure:Contracted Services:Contractors:Safeguard and Security	Fund:Operational:Revenue:General Revenue:Taxes:Property Rates:Levies	040260280 Security Services	15,012,000.00		15,012,000.00
Security Services: Security Services (Dept 040)	Expenditure:Employee Related Cost:Municipal Staff:Salaries Wages and Allowances:Allowances:Service Related Benefits:Bonus	Fund:Operational:Revenue:General Revenue:Taxes:Property Rates:Levies	040200010 Bonus	23,995.00	(392.22)	23,662.78
Security Services: Security Services (Dept 040)	Expenditure:Employee Related Cost:Municipal Staff:Salaries Wages and Allowances:Allowances:Service Related Benefits:Leave Pay	Fund:Operational:Revenue:General Revenue:Taxes:Property Rates:Levies	040200020 Leave Pay	9,251.00	(2,978.94)	6,272.06
Security Services: Security Services (Dept 040)	Expenditure:Employee Related Cost:Municipal Staff:Salaries Wages and Allowances:Allowances:Service Related Benefits:Overtime:Structured	Fund:Operational:Revenue:General Revenue:Taxes:Property Rates:Levies	040200060 Overtime: Structured	55,900.00	(36,695.33)	19,204.67
Security Services: Security Services (Dept 040)	Expenditure:Employee Related Cost:Municipal Staff:Salaries Wages and Allowances:Basic Salary and Wages	Fund:Operational:Revenue:General Revenue:Taxes:Property Rates:Levies	040200000 Basic Salary and Wages	287,945.00	(3,991.64)	283,953.36
Security Services: Security Services (Dept 040)	Expenditure:Employee Related Cost:Municipal Staff:Social Contributions:Bargaining Council	Fund:Operational:Revenue:General Revenue:Taxes:Property Rates:Levies	040200160 Bargaining Council Levies	259.00	(35.32)	223.68
Security Services: Security Services (Dept 040)	Expenditure:Employee Related Cost:Municipal Staff:Social Contributions:Group Life Insurance	Fund:Operational:Revenue:General Revenue:Taxes:Property Rates:Levies	040200080 Group Life Insurance	2,520.00		2,520.00
Security Services: Security Services (Dept 040)	Expenditure:Employee Related Cost:Municipal Staff:Social Contributions:Pension	Fund:Operational:Revenue:General Revenue:Taxes:Property Rates:Levies	040200140 Pension or Provident Fund	51,844.00	(24,158.56)	27,685.44
Security Services: Security Services (Dept 040)	Expenditure:Employee Related Cost:Municipal Staff:Social Contributions:Unemployment Insurance	Fund:Operational:Revenue:General Revenue:Taxes:Property Rates:Levies	040200200 Unemployment Insurance Fund	4,237.00	(928.97)	3,308.03
Security Services: Security Services (Dept 040)	Expenditure:Operational Cost:Registration Fees:Seminars Conferences Workshops and Events:National	Fund:Operational:Revenue:General Revenue:Taxes:Property Rates:Levies	040260160 Conferences and Workshops	7,413.00		7,413.00
Security Services: Security Services (Dept 040)	Expenditure:Operational Cost:Skills Development Fund Levy	Fund:Operational:Revenue:General Revenue:Taxes:Property Rates:Levies	040200240 Skills Development Levy	4,237.00	(1,048.04)	3,188.96
Security Services: Security Services (Dept 040)	Expenditure:Operational Cost:Workmen's Compensation Fund	Fund:Operational:Revenue:General Revenue:Taxes:Property Rates:Levies	040200230 Workmen's Compensation	3,237.00		3,237.00
Roads: Civic Works Administration (Dept 156)	Expenditure:Contracted Services:Contractors:Maintenance of Equipment	Fund:Operational:Revenue:General Revenue:Taxes:Property Rates:Levies	156235230 Vehicles and Plant	112,335.00		112,335.00
Roads: Civic Works Administration (Dept 156)	Expenditure:Contracted Services:Outsourced Services:Professional Expenditure:Depreciation and Amortisation:Depreciation:Community Assets:Community Facilities:Centres	Fund:Operational:Revenue:General Revenue:Taxes:Property	156260540 Professional Fees	1,262,116.00		1,262,116.00
Roads: Civic Works Administration (Dept 156)		Fund:Non-funding Transactions	156 Community Facilities Depreciation	167,670.00		167,670.00

Function	Item	Funding	SegmentDesc	TotalBudget	Adjustments	Adjusted Budget
Roads: Civic Works Administration (Dept 156)	Expenditure:Depredation and Amortisation:Depredation:Community Assets:Sport and Recreation	Fund:Non-funding Transactions	156 Sport and Recreation Facilities Depreciation	13,319.00		13,319.00
Roads: Civic Works Administration (Dept 156)	Expenditure:Depredation and Amortisation:Depredation:Computer Equipment	Fund:Non-funding Transactions	156 Computer Equipment Depreciation	40,558.00		40,558.00
Roads: Civic Works Administration (Dept 156)	Expenditure:Depredation and Amortisation:Depredation:Electrical Infrastructure:MV Substations	Fund:Non-funding Transactions	156 Electrical Depreciation	54,452.00		54,452.00
Roads: Civic Works Administration (Dept 156)	Expenditure:Depredation and Amortisation:Depredation:Furniture and Office Equipment	Fund:Non-funding Transactions	156 Furniture and Office Equipment Depreciation	52,437.00		52,437.00
Roads: Civic Works Administration (Dept 156)	Expenditure:Depredation and Amortisation:Depredation:Machinery and Equipment	Fund:Non-funding Transactions	156 Machinery and Equipment Depreciation	50,206.00		50,206.00
Roads: Civic Works Administration (Dept 156)	Expenditure:Depredation and Amortisation:Depredation:Other Assets:Operational Buildings:Municipal	Fund:Non-funding Transactions	156 Operational Buildings Depreciation	98,660.00		98,660.00
Roads: Civic Works Administration (Dept 156)	Expenditure:Depredation and Amortisation:Depredation:Roads Infrastructure:Roads	Fund:Non-funding Transactions	156 Roads Depreciation	221,512.00		221,512.00
Roads: Civic Works Administration (Dept 156)	Expenditure:Depredation and Amortisation:Depredation:Storm water Infrastructure:Drainage Collection	Fund:Non-funding Transactions	156 Stormwater Depreciation	20,043.00		20,043.00
Roads: Civic Works Administration (Dept 156)	Expenditure:Depredation and Amortisation:Depredation:Transport Assets	Fund:Non-funding Transactions	156 Transport Assets Depreciation	438.00		438.00
Roads: Civic Works Administration (Dept 156)	Expenditure:Employee Related Cost:Municipal Staff:Salaries Wages and Allowances:Allowances:Cellular and Telephone	Fund:Operational:Revenue:General Revenue:Taxes:Property Rates:Levies	156200190 Cellular and Telephone Allowance	34,214.00	(7,800.75)	26,413.25
Roads: Civic Works Administration (Dept 156)	Expenditure:Employee Related Cost:Municipal Staff:Salaries Wages and Allowances:Allowances:Housing Benefits and Incidental:Housing Benefits	Fund:Operational:Revenue:General Revenue:Taxes:Property Rates:Levies	156200090 Housing Benefits Subsidy	19,536.00	(5,350.53)	14,185.47
Roads: Civic Works Administration (Dept 156)	Expenditure:Employee Related Cost:Municipal Staff:Salaries Wages and Allowances:Allowances:Service Related Benefits:Bonus	Fund:Operational:Revenue:General Revenue:Taxes:Property Rates:Levies	156200010 Bonus	370,794.00	(135,776.96)	235,017.04
Roads: Civic Works Administration (Dept 156)	Expenditure:Employee Related Cost:Municipal Staff:Salaries Wages and Allowances:Allowances:Service Related Benefits:Leave Pay	Fund:Operational:Revenue:General Revenue:Taxes:Property Rates:Levies	156200020 Leave Pay	75,272.00	(40,742.96)	34,529.04
Roads: Civic Works Administration (Dept 156)	Expenditure:Employee Related Cost:Municipal Staff:Salaries Wages and Allowances:Allowances:Service Related Benefits:Overtime:Structured	Fund:Operational:Revenue:General Revenue:Taxes:Property Rates:Levies	156200060 Overtime: Structured	69,290.00	(31,121.57)	38,168.43
Roads: Civic Works Administration (Dept 156)	Expenditure:Employee Related Cost:Municipal Staff:Salaries Wages and Allowances:Allowances:Service Related Benefits:Standby Allowance	Fund:Operational:Revenue:General Revenue:Taxes:Property Rates:Levies	156200070 Standby Allowance	10,000.00	(8,643.69)	1,356.31
Roads: Civic Works Administration (Dept 156)	Expenditure:Employee Related Cost:Municipal Staff:Salaries Wages and Allowances:Allowances:Travel or Motor Vehicle	Fund:Operational:Revenue:General Revenue:Taxes:Property Rates:Levies	156200180 Travel or Motor Vehicle Allowance	470,655.00	(157,909.11)	312,745.89
Roads: Civic Works Administration (Dept 156)	Expenditure:Employee Related Cost:Municipal Staff:Salaries Wages and Allowances:Basic Salary and Wages	Fund:Operational:Transfers and Subsidies:Monetary Allocations:National	156200000 Basic Salary and Wages	1,529,286.00	-	1,529,286.00
Roads: Civic Works Administration (Dept 156)	Expenditure:Employee Related Cost:Municipal Staff:Salaries Wages and Allowances:Basic Salary and Wages	Fund:Operational:Revenue:General Revenue:Taxes:Property Rates:Levies	156200000 Basic Salary and Wages	2,541,423.00	1,081,921.00	3,623,344.00
Roads: Civic Works Administration (Dept 156)	Expenditure:Employee Related Cost:Municipal Staff:Social Contributions:Bargaining Council	Fund:Operational:Revenue:General Revenue:Taxes:Property Rates:Levies	156200160 Bargaining Council Levies	2,074.00	(871.72)	1,202.28
Roads: Civic Works Administration (Dept 156)	Expenditure:Employee Related Cost:Municipal Staff:Social Contributions:Group Life Insurance	Fund:Operational:Revenue:General Revenue:Taxes:Property Rates:Levies	156200080 Group Life Insurance	30,672.00	(4,070.13)	26,601.87
Roads: Civic Works Administration (Dept 156)	Expenditure:Employee Related Cost:Municipal Staff:Social Contributions:Medical	Fund:Operational:Revenue:General Revenue:Taxes:Property Rates:Levies	156200110 Medical Aid	400,399.00	(120,977.80)	279,421.20
Roads: Civic Works Administration (Dept 156)	Expenditure:Employee Related Cost:Municipal Staff:Social Contributions:Pension	Fund:Operational:Revenue:General Revenue:Taxes:Property Rates:Levies	156200140 Pension or Provident Fund	817,977.00	(207,967.80)	610,009.20
Roads: Civic Works Administration (Dept 156)	Expenditure:Employee Related Cost:Municipal Staff:Social Contributions:Unemployment Insurance	Fund:Operational:Revenue:General Revenue:Taxes:Property Rates:Levies	156200200 Unemployment Insurance Fund	28,009.00	(9,109.86)	18,899.14
Roads: Civic Works Administration (Dept 156)	Expenditure:Employee Related Cost:Senior Management:Designation:Salaries and Allowances:Allowance:Cellular and	Fund:Operational:Revenue:General Revenue:Taxes:Property Rates:Levies	156 ED Cellular and Telephone Allowance	14,520.00	-	14,520.00
Roads: Civic Works Administration (Dept 156)	Expenditure:Employee Related Cost:Senior Management:Designation:Salaries and Allowances:Allowance:Travel or Motor	Fund:Operational:Revenue:General Revenue:Taxes:Property Rates:Levies	156 ED Travel Allowance	96,000.00	-	96,000.00
Roads: Civic Works Administration (Dept 156)	Expenditure:Employee Related Cost:Senior Management:Designation:Salaries and Allowances:Basic Salary	Fund:Operational:Revenue:General Revenue:Taxes:Property Rates:Levies	156 ED Civil Engineering Basic Salary and Wages	1,161,304.00	(51,810.32)	1,129,493.68

Function	Item	Funding	SegmentDesc	TotalBudget	Adjustments	Adjusted Budget
Roads: Civic Works Administration (Dept 156)	Expenditure:Employee Related Cost:Senior Management:Designation:Salaries and Allowances:Bonuses	Fund:Operational:Revenue:General Revenue:Taxes:Property Rates:Levies	156 ED Bonus	119,200.00	30,800.00	150,000.00
Roads: Civic Works Administration (Dept 156)	Expenditure:Employee Related Cost:Senior Management:Designation:Social Contributions:Bargaining Council	Fund:Operational:Revenue:General Revenue:Taxes:Property Rates:Levies	156 ED Bargaining Council Levies	130.00	(18.16)	111.84
Roads: Civic Works Administration (Dept 156)	Expenditure:Employee Related Cost:Senior Management:Designation:Social Contributions:Pension	Fund:Operational:Revenue:General Revenue:Taxes:Property Rates:Levies	156 ED Pension	212,694.00	(9,385.15)	203,308.85
Roads: Civic Works Administration (Dept 156)	Expenditure:Employee Related Cost:Senior Management:Designation:Social Contributions:Unemployment Insurance	Fund:Operational:Revenue:General Revenue:Taxes:Property Rates:Levies	156 ED Unemployment Insurance	2,020.00	(235.36)	1,784.64
Roads: Civic Works Administration (Dept 156)	Expenditure:Inventory Consumed:Consumables:Standard Rated	Fund:Operational:Revenue:General Revenue:Taxes:Property Rates:Levies	156260200 Cleansing Materials	40,853.00		40,853.00
Roads: Civic Works Administration (Dept 156)	Expenditure:Operating Leases:Furniture and Office Equipment	Fund:Operational:Revenue:General Revenue:Taxes:Property Rates:Levies	156260070 Lease Office Machinery and Equipment	449.00		449.00
Roads: Civic Works Administration (Dept 156)	Expenditure:Operational Cost:Insurance Underwriting:Premiums	Fund:Operational:Revenue:General Revenue:Taxes:Property Rates:Levies	156260570 Insurance General	102,523.00		102,523.00
Roads: Civic Works Administration (Dept 156)	Expenditure:Operational Cost:Municipal Publications and Books	Fund:Operational:Revenue:General Revenue:Taxes:Property Rates:Levies	156260740 Water and Sanitation	70,932.00		70,932.00
Roads: Civic Works Administration (Dept 156)	Expenditure:Operational Cost:Printing Publications and Books	Fund:Operational:Revenue:General Revenue:Taxes:Property Rates:Levies	156260100 Printing and Stationery	44,597.00		44,597.00
Roads: Civic Works Administration (Dept 156)	Expenditure:Operational Cost:Professional Bodies Membership and Subscription	Fund:Operational:Revenue:General Revenue:Taxes:Property Rates:Levies	156261120 Institute Membership Fees	10,484.00		10,484.00
Roads: Civic Works Administration (Dept 156)	Expenditure:Operational Cost:Registration Fees:Seminars Conferences Workshops and Events:National	Fund:Operational:Revenue:General Revenue:Taxes:Property Rates:Levies	156260160 Conferences and Workshops	86,134.00		86,134.00
Roads: Civic Works Administration (Dept 156)	Expenditure:Operational Cost:Skills Development Fund Levy	Fund:Operational:Revenue:General Revenue:Taxes:Property Rates:Levies	156 ED Skills Development Levy	13,919.00	12,885.74	26,804.74
Roads: Civic Works Administration (Dept 156)	Expenditure:Operational Cost:Skills Development Fund Levy	Fund:Operational:Revenue:General Revenue:Taxes:Property Rates:Levies	156 Skills Development Levy	53,415.00	(28,307.31)	25,107.69
Roads: Civic Works Administration (Dept 156)	Expenditure:Operational Cost:Travel and Subsistence:Domestic:Accommodation	Fund:Operational:Revenue:General Revenue:Taxes:Property Rates:Levies	156260900 Travel and Subsistence	102,404.00		102,404.00
Roads: Civic Works Administration (Dept 156)	Expenditure:Operational Cost:Vehicle Tracking	Fund:Operational:Revenue:General Revenue:Taxes:Property Rates:Levies	156261530 Tracking Fees	17,783.00		17,783.00
Roads: Civic Works Administration (Dept 156)	Expenditure:Operational Cost:Wet Fuel	Fund:Operational:Revenue:General Revenue:Taxes:Property Rates:Levies	156260810 Sundry Oils and Fuel	194,156.00		194,156.00
Roads: Civic Works Administration (Dept 156)	Expenditure:Operational Cost:Workmen's Compensation Fund	Fund:Operational:Revenue:General Revenue:Taxes:Property Rates:Levies	156 Workmen's Compensation	54,357.00		54,357.00
Roads: Civic Works Administration (Dept 156)	Expenditure:Operational Cost:Workmen's Compensation Fund	Fund:Operational:Revenue:General Revenue:Taxes:Property Rates:Levies	156 ED Workmen's Compensation	14,110.00		14,110.00
Roads: Civic Works Administration (Dept 156)	Expenditure:Transfers and Subsidies:Operational:Monetary Allocations:Households:Other Transfers (Cash):Other (National Housing	Fund:Operational:Transfers and Subsidies:Monetary Allocations:National Government:Expanded Public Works	156261815 EPWP Expenditure	1,729,000.00		1,729,000.00
Roads: Civic Works Administration (Dept 156)	Expenditure:Transfers and Subsidies:Operational:Monetary Allocations:Households:Social Security Payments:Social Assistance:Poverty Relief	Fund:Operational:Revenue:General Revenue:Equitable Share	156261815 EPWP Expenditure	1,000,000.00		1,000,000.00
Roads: Civic Works Administration (Dept 156)	Revenue:Non-exchange Revenue:Transfers and Subsidies:Operational:Monetary Allocations:National Government:Expanded Public Works	Fund:Operational:Transfers and Subsidies:Monetary Allocations:National Government:Expanded Public Works	15665116 EPWP Grant	(1,729,000.00)		(1,729,000.00)
Roads: Civic Works Administration (Dept 156)	Revenue:Non-exchange Revenue:Transfers and Subsidies:Operational:Monetary Allocations:National Government:Expanded Public Works	Fund:Operational:Transfers and Subsidies:Monetary Allocations:National Government:Expanded Public Works	156065105 Municipal Infrastructure Grant (PMU Operations)	(1,529,286.00)		(1,529,286.00)
Roads: Civic Works Administration (Dept 156)	Expenditure:Default	Fund:Non-funding Transactions	156260970 Electricity and Rates Costing	53,075		53,075
Roads: Civic Works Administration (Dept 156)	Expenditure:Default	Fund:Non-funding Transactions	156290000 Vehicles and Plant Costing	49,362		49,362
Roads: Roads and Stormwater (Dept 170)	Expenditure:Contracted Services:Contractors:Maintenance of Equipment	Fund:Operational:Revenue:General Revenue:Taxes:Property Rates:Levies	170235230 Vehicles and Plant	1,813,425.00		1,813,425.00
Roads: Roads and Stormwater (Dept 170)	Expenditure:Contracted Services:Contractors:Maintenance of Equipment	Fund:Operational:Revenue:General Revenue:Taxes:Property Rates:Levies	170235210 Tools and Equipment	95,910.00		95,910.00

Function	Item	Funding	SegmentDesc	TotalBudget	Adjustments	Adjusted Budget
Roads: Roads and Stormwater (Dept 170)	Expenditure:Contracted Services:Contractors:Maintenance of Unspecified Assets	Fund:Operational:Revenue:General Revenue:Taxes:Property Rates:Levies	170235616 Machinery Hire	297,367.00		297,367.00
Roads: Roads and Stormwater (Dept 170)	Expenditure:Contracted Services:Contractors:Maintenance of Unspecified Assets	Fund:Operational:Revenue:General Revenue:Equitable Share	170235345 Grading of Roads	1,986,850.00		1,986,850.00
Roads: Roads and Stormwater (Dept 170)	Expenditure:Contracted Services:Contractors:Maintenance of Unspecified Assets	Fund:Operational:Revenue:General Revenue:Equitable Share	170235652 Storm-water Drains	3,961,920.00		3,961,920.00
Roads: Roads and Stormwater (Dept 170)	Expenditure:Contracted Services:Contractors:Maintenance of Unspecified Assets	Fund:Operational:Revenue:General Revenue:Equitable Share	170235653 Pothole Repairs	4,529,572.00		4,529,572.00
Roads: Roads and Stormwater (Dept 170)	Expenditure:Contracted Services:Outsourced Services:Professional Staff	Fund:Operational:Revenue:General Revenue:Taxes:Property Rates:Levies	170260540 Professional Fees	2,664,900.00		2,664,900.00
Roads: Roads and Stormwater (Dept 170)	Expenditure:Depreciation and Amortisation:Depreciation:Community Assets:Community Facilities:Centres	Fund:Non-funding Transactions	170 Community Facilities Depreciation	177,793.00		177,793.00
Roads: Roads and Stormwater (Dept 170)	Expenditure:Depreciation and Amortisation:Depreciation:Computer Equipment	Fund:Non-funding Transactions	170 Computer Equipment Depreciation	3,860.00		3,860.00
Roads: Roads and Stormwater (Dept 170)	Expenditure:Depreciation and Amortisation:Depreciation:Electrical Infrastructure:MV Substations	Fund:Non-funding Transactions	170 Electrical Depreciation	283,650.00		283,650.00
Roads: Roads and Stormwater (Dept 170)	Expenditure:Depreciation and Amortisation:Depreciation:Furniture and Office Equipment	Fund:Non-funding Transactions	170 Furniture and Office Equipment Depreciation	6,719.00		6,719.00
Roads: Roads and Stormwater (Dept 170)	Expenditure:Depreciation and Amortisation:Depreciation:Machinery and Equipment	Fund:Non-funding Transactions	170 Machinery and Equipment Depreciation	75,973.00		75,973.00
Roads: Roads and Stormwater (Dept 170)	Expenditure:Depreciation and Amortisation:Depreciation:Other Assets:Operational Buildings:Municipal Offices	Fund:Non-funding Transactions	170 Operational Buildings Depreciation	5,206.00		5,206.00
Roads: Roads and Stormwater (Dept 170)	Expenditure:Depreciation and Amortisation:Depreciation:Roads Infrastructure:Roads	Fund:Non-funding Transactions	170 Roads Depreciation	24,865,783.00		24,865,783.00
Roads: Roads and Stormwater (Dept 170)	Expenditure:Depreciation and Amortisation:Depreciation:Storm water Infrastructure:Drainage Collection	Fund:Non-funding Transactions	170 Stormwater Depreciation	4,298,269.00		4,298,269.00
Roads: Roads and Stormwater (Dept 170)	Expenditure:Depreciation and Amortisation:Depreciation:Transport Assets	Fund:Non-funding Transactions	170 Transport Assets Depreciation	194,576.00		194,576.00
Roads: Roads and Stormwater (Dept 170)	Expenditure:Employee Related Cost:Municipal Staff:Salaries Wages and Allowances:Allowances:Cellular and	Fund:Operational:Revenue:General Revenue:Taxes:Property Rates:Levies	170200190 Cellular and Telephone Allowance	2,462.00	(182.00)	2,280.00
Roads: Roads and Stormwater (Dept 170)	Expenditure:Employee Related Cost:Municipal Staff:Salaries Wages and Allowances:Allowances:Housing Benefits	Fund:Operational:Revenue:General Revenue:Taxes:Property Rates:Levies	170200090 Housing Benefits Subsidy	11,042.00	(148.76)	10,893.24
Roads: Roads and Stormwater (Dept 170)	Expenditure:Employee Related Cost:Municipal Staff:Salaries Wages and Allowances:Allowances:Service Related	Fund:Operational:Revenue:General Revenue:Taxes:Property Rates:Levies	170200010 Bonus	980,765.00	(231,010.43)	749,754.57
Roads: Roads and Stormwater (Dept 170)	Expenditure:Employee Related Cost:Municipal Staff:Salaries Wages and Allowances:Allowances:Service Related	Fund:Operational:Revenue:General Revenue:Taxes:Property Rates:Levies	170200020 Leave Pay	605,851.00	(165,659.71)	440,191.29
Roads: Roads and Stormwater (Dept 170)	Expenditure:Employee Related Cost:Municipal Staff:Salaries Wages and Allowances:Allowances:Service Related	Fund:Operational:Revenue:General Revenue:Taxes:Property Rates:Levies	170200060 Overtime: Structured	1,062,103.00	128,768.62	1,190,871.62
Roads: Roads and Stormwater (Dept 170)	Expenditure:Employee Related Cost:Municipal Staff:Salaries Wages and Allowances:Allowances:Service Related Benefits:Standby Allowance	Fund:Operational:Revenue:General Revenue:Taxes:Property Rates:Levies	170200070 Standby Allowance	55,000.00	13,703.87	68,703.87
Roads: Roads and Stormwater (Dept 170)	Expenditure:Employee Related Cost:Municipal Staff:Salaries Wages and Allowances:Allowances:Service Related	Fund:Operational:Revenue:General Revenue:Taxes:Property Rates:Levies	170200260 Tool Allowance	7,880.00	(222.32)	7,657.68
Roads: Roads and Stormwater (Dept 170)	Expenditure:Employee Related Cost:Municipal Staff:Salaries Wages and Allowances:Allowances:Travel or Motor	Fund:Operational:Revenue:General Revenue:Taxes:Property Rates:Levies	170200180 Travel or Motor Vehicle Allowance	430,389.00	(11,192.33)	419,196.67
Roads: Roads and Stormwater (Dept 170)	Expenditure:Employee Related Cost:Municipal Staff:Salaries Wages and Allowances:Basic Salary and Wages	Fund:Operational:Revenue:General Revenue:Taxes:Property Rates:Levies	170200000 Basic Salary and Wages	11,940,176.00	(932,786.68)	11,007,389.32
Roads: Roads and Stormwater (Dept 170)	Expenditure:Employee Related Cost:Municipal Staff:Social Contributions:Bargaining Council	Fund:Operational:Revenue:General Revenue:Taxes:Property Rates:Levies	170200160 Bargaining Council Levies	10,109.00	(1,422.76)	8,686.24
Roads: Roads and Stormwater (Dept 170)	Expenditure:Employee Related Cost:Municipal Staff:Social Contributions:Group Life Insurance	Fund:Operational:Revenue:General Revenue:Taxes:Property Rates:Levies	170200080 Group Life Insurance	102,980.00	(27,850.40)	75,129.60
Roads: Roads and Stormwater (Dept 170)	Expenditure:Employee Related Cost:Municipal Staff:Social Contributions:Medical	Fund:Operational:Revenue:General Revenue:Taxes:Property Rates:Levies	170200110 Medical Aid	1,106,220.00	(183,623.70)	922,596.30
Roads: Roads and Stormwater (Dept 170)	Expenditure:Employee Related Cost:Municipal Staff:Social Contributions:Pension	Fund:Operational:Revenue:General Revenue:Taxes:Property Rates:Levies	170200140 Pension or Provident Fund	2,789,353.00	(423,843.47)	2,365,509.53

Function	Item	Funding	SegmentDesc	TotalBudget	Adjustments	Adjusted Budget
Roads: Roads and Stormwater (Dept 170)	Expenditure:Employee Related Cost:Municipal Staff:Social Contributions:Unemployment Insurance	Fund:Operational:Revenue:General Revenue:Taxes:Property Rates:Levies	170200200 Unemployment Insurance Fund	133,560.00	(9,337.47)	124,222.53
Roads: Roads and Stormwater (Dept 170)	Expenditure:Interest Dividends and Rent on Land:Interest Paid:Borrowings:Annuity Loans	Fund:Operational:Revenue:General Revenue:Taxes:Property Rates:Levies	170271000 Interest on External Loans	7,810,082.00		7,810,082.00
Roads: Roads and Stormwater (Dept 170)	Expenditure:Inventory Consumed:Materials and Supplies	Fund:Operational:Revenue:General Revenue:Taxes:Property Rates:Levies	170261779 Inventory consumed: Materials & Supplies	355,370.00		355,370.00
Roads: Roads and Stormwater (Dept 170)	Expenditure:Operational Cost:Insurance Underwriting:Premiums	Fund:Operational:Revenue:General Revenue:Taxes:Property Rates:Levies	170260570 Insurance General	248,568.00		248,568.00
Roads: Roads and Stormwater (Dept 170)	Expenditure:Operational Cost:Skills Development Fund Levy	Fund:Operational:Revenue:General Revenue:Taxes:Property Rates:Levies	170200240 Skills Development Levy	159,245.00	(21,417.08)	136,827.92
Roads: Roads and Stormwater (Dept 170)	Expenditure:Operational Cost:Vehicle Tracking	Fund:Operational:Revenue:General Revenue:Taxes:Property Rates:Levies	170261530 Tracking Fees	48,903.00		48,903.00
Roads: Roads and Stormwater (Dept 170)	Expenditure:Operational Cost:Wet Fuel	Fund:Operational:Revenue:General Revenue:Taxes:Property Rates:Levies	170250810 Sundry Oils and Fuel	876,481.00		876,481.00
Roads: Roads and Stormwater (Dept 170)	Expenditure:Operational Cost:Workmen's Compensation Fund	Fund:Operational:Revenue:General Revenue:Taxes:Property Rates:Levies	170200230 Workmen's Compensation	139,105.00		139,105.00
Roads: Roads and Stormwater (Dept 170)	Revenue:Default	Fund:Non-funding Transactions	170280040 Recharged Salaries	(8,137,648.00)		(8,137,648.00)
Roads: Roads and Stormwater (Dept 170)	Revenue:Non-exchange Revenue:Transfers and Subsidies:Capital:Monetary Allocations:National	Fund:Capital:Transfers and Subsidies:Monetary Allocations:National Government:Municipal	170 MIG TRANSFER TO REVENUE	(51,547,016.00)		(51,547,016.00)
Roads: Roads and Stormwater (Dept 170)	Revenue:Non-exchange Revenue:Transfers and Subsidies:Operational:Monetary	Fund:Operational:Revenue:General Revenue:Equitable Share	170055095 Equitable Share	(8,978,343.00)		(8,978,343.00)
Roads: Roads and Stormwater (Dept 170)	Expenditure:Default	Fund:Non-funding Transactions	170290001 Roads&Stormwater Drains & Potholes Repairs Costing	8,137,648		8,137,648
Roads: Roads and Stormwater (Dept 170)	Expenditure:Default	Fund:Non-funding Transactions	170290000 Vehicles and Plant Costing	313,357		313,357
Road and Traffic Regulation: Vehicle Testing (Dept 046)	Expenditure:Contracted Services:Contractors:First Aid	Fund:Operational:Revenue:General Revenue:Taxes:Property Rates:Levies	046260520 First Aid Equipment	29,799.00		29,799.00
Road and Traffic Regulation: Vehicle Testing (Dept 046)	Expenditure:Contracted Services:Contractors:Maintenance of Buildings and Facilities	Fund:Operational:Revenue:General Revenue:Taxes:Property Rates:Levies	046235010 Buildings and Fences Maintenance	104,720.00		104,720.00
Road and Traffic Regulation: Vehicle Testing (Dept 046)	Expenditure:Contracted Services:Contractors:Maintenance of Equipment	Fund:Operational:Revenue:General Revenue:Taxes:Property Rates:Levies	046235060 General Equipment Signs	56,071.00		56,071.00
Road and Traffic Regulation: Vehicle Testing (Dept 046)	Expenditure:Contracted Services:Contractors:Maintenance of Unspecified Assets	Fund:Operational:Revenue:General Revenue:Taxes:Property Rates:Levies	046235320 Road Marking	7,695.00		7,695.00
Road and Traffic Regulation: Vehicle Testing (Dept 046)	Expenditure:Depreciation and Amortisation:Amortisation:Intangible Assets:Licences and Rights:Computer	Fund:Non-funding Transactions	046 Licence and Rights Depreciation	38,308.00		38,308.00
Road and Traffic Regulation: Vehicle Testing (Dept 046)	Expenditure:Depreciation and Amortisation:Depreciation:Community Assets:Community Facilities:Public Open	Fund:Non-funding Transactions	046 Community Facilities Depreciation	55,465.00		55,465.00
Road and Traffic Regulation: Vehicle Testing (Dept 046)	Expenditure:Depreciation and Amortisation:Depreciation:Computer Equipment	Fund:Non-funding Transactions	046 Computer Equipment Depreciation	16,956.00		16,956.00
Road and Traffic Regulation: Vehicle Testing (Dept 046)	Expenditure:Depreciation and Amortisation:Depreciation:Electrical Infrastructure:MV Substations	Fund:Non-funding Transactions	046 Electrical Depreciation	1,981.00		1,981.00
Road and Traffic Regulation: Vehicle Testing (Dept 046)	Expenditure:Depreciation and Amortisation:Depreciation:Furniture and Office Equipment	Fund:Non-funding Transactions	046 Furniture and Office Equipment Depreciation	149,527.00		149,527.00

Function	Item	Funding	SegmentDesc	TotalBudget	Adjustments	Adjusted Budget
Road and Traffic Regulation: Vehicle Testing (Dept 046)	Expenditure:Depreciation and Amortisation:Depreciation:Machinery and Equipment	Fund:Non-funding Transactions	046 Machinery and Equipment Depreciation	21,422.00		21,422.00
Road and Traffic Regulation: Vehicle Testing (Dept 046)	Expenditure:Depreciation and Amortisation:Depreciation:Other Assets:Operational Buildings:Municipal Offices	Fund:Non-funding Transactions	046 Operational Buildings Depreciation	65,476.00		65,476.00
Road and Traffic Regulation: Vehicle Testing (Dept 046)	Expenditure:Depreciation and Amortisation:Depreciation:Roads Infrastructure:Roads	Fund:Non-funding Transactions	046 Roads Depreciation	1,833.00		1,833.00
Road and Traffic Regulation: Vehicle Testing (Dept 046)	Expenditure:Employee Related Cost:Municipal Staff:Salaries Wages and Allowances:Allowances:Cellular and Telephone	Fund:Operational:Revenue:General Revenue:Agency Services	046200190 Cellular and Telephone Allowance	17,107.00	(2,917.00)	14,190.00
Road and Traffic Regulation: Vehicle Testing (Dept 046)	Expenditure:Employee Related Cost:Municipal Staff:Salaries Wages and Allowances:Allowances:Housing Benefits and Incidental:Housing Benefits	Fund:Operational:Revenue:General Revenue:Agency Services	046200090 Housing Benefits Subsidy	54,168.00	(8,210.58)	45,957.42
Road and Traffic Regulation: Vehicle Testing (Dept 046)	Expenditure:Employee Related Cost:Municipal Staff:Salaries Wages and Allowances:Allowances:Service Related	Fund:Operational:Revenue:General Revenue:Agency Services	046200010 Bonus	407,422.00	(23,790.74)	383,631.26
Road and Traffic Regulation: Vehicle Testing (Dept 046)	Expenditure:Employee Related Cost:Municipal Staff:Salaries Wages and Allowances:Allowances:Service Related	Fund:Operational:Revenue:General Revenue:Agency Services	046200020 Leave Pay	234,992.00	81,109.46	316,101.46
Road and Traffic Regulation: Vehicle Testing (Dept 046)	Expenditure:Employee Related Cost:Municipal Staff:Salaries Wages and Allowances:Allowances:Service Related	Fund:Operational:Revenue:General Revenue:Agency Services	046200060 Overtime: Structured	818,898.00	199,259.46	1,018,157.46
Road and Traffic Regulation: Vehicle Testing (Dept 046)	Expenditure:Employee Related Cost:Municipal Staff:Salaries Wages and Allowances:Allowances:Service Related	Fund:Operational:Revenue:General Revenue:Agency Services	046200070 Standby Allowance	68,954.00	(15,995.93)	52,958.07
Road and Traffic Regulation: Vehicle Testing (Dept 046)	Expenditure:Employee Related Cost:Municipal Staff:Salaries Wages and Allowances:Allowances:Travel or Motor Vehicle	Fund:Operational:Revenue:General Revenue:Agency Services	046200180 Travel or Motor Vehicle Allowance	280,066.00	(42,094.55)	237,971.44
Road and Traffic Regulation: Vehicle Testing (Dept 046)	Expenditure:Employee Related Cost:Municipal Staff:Salaries Wages and Allowances:Basic Salary and Wages	Fund:Operational:Revenue:General Revenue:Taxes:Property Rates:Levies	046200000 Basic Salary and Wages	2,444,535.00		2,444,535.00
Road and Traffic Regulation: Vehicle Testing (Dept 046)	Expenditure:Employee Related Cost:Municipal Staff:Salaries Wages and Allowances:Basic Salary and Wages	Fund:Operational:Revenue:General Revenue:Agency Services	046200000 Basic Salary and Wages	2,444,535.00	1,990,148.98	4,434,683.98
Road and Traffic Regulation: Vehicle Testing (Dept 046)	Expenditure:Employee Related Cost:Municipal Staff:Social Contributions:Bargaining Council	Fund:Operational:Revenue:General Revenue:Agency Services	046200160 Bargaining Council Levies	2,722.00	(578.40)	2,143.60
Road and Traffic Regulation: Vehicle Testing (Dept 046)	Expenditure:Employee Related Cost:Municipal Staff:Social Contributions:Group Life Insurance	Fund:Operational:Revenue:General Revenue:Agency Services	046200080 Group Life Insurance	52,279.00	(9,032.92)	43,246.08
Road and Traffic Regulation: Vehicle Testing (Dept 046)	Expenditure:Employee Related Cost:Municipal Staff:Social Contributions:Medical	Fund:Operational:Revenue:General Revenue:Agency Services	046200110 Medical Aid	471,161.00	(62,397.00)	408,764.00
Road and Traffic Regulation: Vehicle Testing (Dept 046)	Expenditure:Employee Related Cost:Municipal Staff:Social Contributions:Pension	Fund:Operational:Revenue:General Revenue:Agency Services	046200140 Pension or Provident Fund	1,019,856.00	(138,737.22)	881,118.78
Road and Traffic Regulation: Vehicle Testing (Dept 046)	Expenditure:Employee Related Cost:Municipal Staff:Social Contributions:Unemployment Insurance	Fund:Operational:Revenue:General Revenue:Agency Services	046200200 Unemployment Insurance Fund	39,792.00	(6,796.89)	32,995.11
Road and Traffic Regulation: Vehicle Testing (Dept 046)	Expenditure:Inventory Consumed:Consumables:Standard Rated	Fund:Operational:Revenue:General Revenue:Taxes:Property Rates:Levies	046260200 Cleansing Materials	38,331.00		38,331.00
Road and Traffic Regulation: Vehicle Testing (Dept 046)	Expenditure:Operating Leases:Furniture and Office Equipment	Fund:Operational:Revenue:General Revenue:Taxes:Property Rates:Levies	046260070 Lease Office Machinery and Equipment	9,878.00		9,878.00
Road and Traffic Regulation: Vehicle Testing (Dept 046)	Expenditure:Operational Cost:Insurance Underwriting:Premiums	Fund:Operational:Revenue:General Revenue:Taxes:Property Rates:Levies	046260570 Insurance General	16,179.00		16,179.00
Road and Traffic Regulation: Vehicle Testing (Dept 046)	Expenditure:Operational Cost:Municipal Services	Fund:Operational:Revenue:General Revenue:Taxes:Property Rates:Levies	046260740 Water and Sanitation	84,037.00		84,037.00
Road and Traffic Regulation: Vehicle Testing (Dept 046)	Expenditure:Operational Cost:Printing Publications and Books	Fund:Operational:Revenue:General Revenue:Taxes:Property Rates:Levies	046260100 Printing and Stationery	140,727.00		140,727.00
Road and Traffic Regulation: Vehicle Testing (Dept 046)	Expenditure:Operational Cost:Skills Development Fund Levy	Fund:Operational:Revenue:General Revenue:Taxes:Property Rates:Levies	046200240 Skills Development Levy	68,880.00	(4,865.63)	64,014.37
Road and Traffic Regulation: Vehicle Testing (Dept 046)	Expenditure:Operational Cost:Travel and Subsistence:Domestic:Accommodation	Fund:Operational:Revenue:General Revenue:Agency Services	046260900 Travel and Subsistence	10,590.00	-	10,590.00
Road and Traffic Regulation: Vehicle Testing (Dept 046)	Expenditure:Operational Cost:Uniform and Protective Clothing	Fund:Operational:Revenue:General Revenue:Taxes:Property Rates:Levies	046261100 Protective Clothing	22,756.00		22,756.00
Road and Traffic Regulation: Vehicle Testing (Dept 046)	Expenditure:Operational Cost:Wet Fuel	Fund:Operational:Revenue:General Revenue:Taxes:Property Rates:Levies	046260810 Sundry Oils and Fuel	6,967.00		6,967.00

Function	Item	Funding	SegmentDesc	TotalBudget	Adjustments	Adjusted Budget
Road and Traffic Regulation: Vehicle Licencing (Dept 047)	Expenditure:Operational Cost:Skills Development Fund Levy	Fund:Operational:Revenue:General Revenue:Agency Services	047200240 Skills Development Levy	29,244.00	(1,652.89)	27,591.11
Road and Traffic Regulation: Vehicle Licencing (Dept 047)	Expenditure:Operational Cost:Travel and Subsistence:Domestic:Accommodation	Fund:Operational:Revenue:General Revenue:Agency Services	047260900 Travel and Subsistence	6,899.00		6,899.00
Road and Traffic Regulation: Vehicle Licencing (Dept 047)	Expenditure:Operational Cost:Workmen's Compensation Fund	Fund:Operational:Revenue:General Revenue:Agency Services	047200230 Workmen's Compensation	27,244.00		27,244.00
Road and Traffic Regulation: Vehicle	Revenue:Exchange Revenue:Agency Services:Provincial:KwazuluNatal:Provincia	Fund:Operational:Revenue:General Revenue:Agency Services	Vehicle Licencing Fees Licencing 04745080	(6,300,000.00)		(6,300,000.00)
Road and Traffic Regulation: Vehicle	Expenditure:Default	Fund:Non-funding Transactions	047260970 Electricity and Rates Costing	142,127		142,127
Recreational Facilities: Recreation and Sport (Dept 075)	Expenditure:Contracted Services:Contractors:Maintenance of Buildings and Facilities	Fund:Operational:Revenue:General Revenue:Taxes:Property Rates:Levies	075235010 Buildings and Fences Maintenance	95,923.00		95,923.00
Recreational Facilities: Recreation and Sport (Dept 075)	Expenditure:Contracted Services:Contractors:Maintenance of Buildings and Facilities	Fund:Operational:Revenue:General Revenue:Taxes:Property Rates:Levies	075235102 Stadium & Ground Maintenance	341,815.00		341,815.00
Recreational Facilities: Recreation and Sport (Dept 075)	Expenditure:Depreciation and Amortisation:Depreciation:Community Assets:Community Facilities:Centres	Fund:Non-funding Transactions	075 Community Facilities Depreciation	2,391,363.00		2,391,363.00
Recreational Facilities: Recreation and Sport (Dept 075)	Expenditure:Depreciation and Amortisation:Depreciation:Community Assets:Sport and Recreation	Fund:Non-funding Transactions	075 Sport and Recreation Facilities Depreciation	1,290,362.00		1,290,362.00
Recreational Facilities: Recreation and Sport (Dept 075)	Expenditure:Depreciation and Amortisation:Depreciation:Electrical Infrastructure:MV Substations	Fund:Non-funding Transactions	075 Electrical Depreciation	21,333.00		21,333.00
Recreational Facilities: Recreation and Sport (Dept 075)	Expenditure:Depreciation and Amortisation:Depreciation:Machinery and Equipment	Fund:Non-funding Transactions	075 Machinery and Equipment Depreciation	57,385.00		57,385.00
Recreational Facilities: Recreation and Sport (Dept 075)	Expenditure:Depreciation and Amortisation:Depreciation:Roads Infrastructure:Roads	Fund:Non-funding Transactions	075 Roads Depreciation	103,752.00		103,752.00
Recreational Facilities: Recreation and Sport (Dept 075)	Expenditure:Depreciation and Amortisation:Depreciation:Storm water Infrastructure:Drainage Collection	Fund:Non-funding Transactions	075 Stormwater Depreciation	82,314.00		82,314.00
Recreational Facilities: Recreation and Sport (Dept 075)	Expenditure:Employee Related Cost:Municipal Staff:Salaries Wages and Allowances:Allowances:Service Related	Fund:Operational:Revenue:General Revenue:Taxes:Property Rates:Levies	075200010 Bonus	59,983.00	-	59,983.00
Recreational Facilities: Recreation and Sport (Dept 075)	Expenditure:Employee Related Cost:Municipal Staff:Salaries Wages and Allowances:Allowances:Service Related Benefits:Leave Pay	Fund:Operational:Revenue:General Revenue:Taxes:Property Rates:Levies	075200020 Leave Pay	33,126.00	(5,185.42)	27,940.58
Recreational Facilities: Recreation and Sport (Dept 075)	Expenditure:Employee Related Cost:Municipal Staff:Salaries Wages and Allowances:Allowances:Service Related Benefits:Overtime:Structured	Fund:Operational:Revenue:General Revenue:Taxes:Property Rates:Levies	075200060 Overtime: Structured	50,482.00	(1,125.72)	49,306.28
Recreational Facilities: Recreation and Sport (Dept 075)	Expenditure:Employee Related Cost:Municipal Staff:Salaries Wages and Allowances:Basic Salary and Wages	Fund:Operational:Transfers and Subsidies:Monetary Allocations:Provincial Government:KwazuluNatal:Capacity	075200000 Basic Salary and Wages	23,288.00		23,288.00
Recreational Facilities: Recreation and Sport (Dept 075)	Expenditure:Employee Related Cost:Municipal Staff:Salaries Wages and Allowances:Basic Salary and Wages	Fund:Operational:Revenue:General Revenue:Taxes:Property Rates:Levies	075200000 Basic Salary and Wages	736,598.00	(205,911.48)	529,686.52
Recreational Facilities: Recreation and Sport (Dept 075)	Expenditure:Employee Related Cost:Municipal Staff:Social Contributions:Bargaining Council	Fund:Operational:Revenue:General Revenue:Taxes:Property Rates:Levies	075200160 Bargaining Council Levies	778.00	(293.36)	484.64
Recreational Facilities: Recreation and Sport (Dept 075)	Expenditure:Employee Related Cost:Municipal Staff:Social Contributions:Group Life Insurance	Fund:Operational:Revenue:General Revenue:Taxes:Property Rates:Levies	075200080 Group Life Insurance	6,298.00	(2,002.02)	4,295.98
Recreational Facilities: Recreation and Sport (Dept 075)	Expenditure:Employee Related Cost:Municipal Staff:Social Contributions:Medical	Fund:Operational:Revenue:General Revenue:Taxes:Property Rates:Levies	075200110 Medical Aid	125,782.00	(65,438.80)	60,343.20
Recreational Facilities: Recreation and Sport (Dept 075)	Expenditure:Employee Related Cost:Municipal Staff:Social Contributions:Pension	Fund:Operational:Revenue:General Revenue:Taxes:Property Rates:Levies	075200140 Pension or Provident Fund	129,600.00	(56,775.17)	72,824.83
Recreational Facilities: Recreation and Sport (Dept 075)	Expenditure:Employee Related Cost:Municipal Staff:Social Contributions:Unemployment Insurance	Fund:Operational:Revenue:General Revenue:Taxes:Property Rates:Levies	075200200 Unemployment Insurance Fund	8,092.00	(1,072.67)	7,019.33
Recreational Facilities: Recreation and Sport (Dept 075)	Expenditure:Inventory Consumed:Consumables:Standard Rated	Fund:Operational:Revenue:General Revenue:Taxes:Property Rates:Levies	075260820 Chemicals of Fertilizer	53,308.00		53,308.00
Recreational Facilities: Recreation and Sport (Dept 075)	Expenditure:Inventory Consumed:Consumables:Standard Rated	Fund:Operational:Revenue:General Revenue:Taxes:Property Rates:Levies	075260200 Cleansing Materials	5,558.00		5,558.00
Recreational Facilities: Recreation and Sport (Dept 075)	Expenditure:Operating Leases:Machinery and Equipment	Fund:Operational:Revenue:General Revenue:Taxes:Property Rates:Levies	075261190 Toilet Hire	33,308.00		33,308.00
Recreational Facilities: Recreation and Sport (Dept 075)	Expenditure:Operational Cost:Municipal Services	Fund:Operational:Revenue:General Revenue:Taxes:Property Rates:Levies	075260740 Water and Sanitation	282,044.00		282,044.00

Function	Item	Funding	SegmentDesc	TotalBudget	Adjustments	Adjusted Budget
Recreational Facilities: Recreation and Sport (Dept 075)	Expenditure:Operational Cost:Skills Development Fund Levy	Fund:Operational:Revenue:General Revenue:Taxes:Property Rates:Levies	075200240 Skills Development Levy	8,092.00	(1,010.93)	7,081.07
Recreational Facilities: Recreation and Sport (Dept 075)	Expenditure:Operational Cost:Workmen's Compensation Fund	Fund:Operational:Revenue:General Revenue:Taxes:Property Rates:Levies	075200230 Workmen's Compensation	8,092.00		8,092.00
Recreational Facilities: Recreation and Sport (Dept 075)	Revenue:Exchange Revenue:Rental from Fixed Assets:Non-market Related:Property Plant and Equipment:Ad-hoc	Fund:Operational:Revenue:General Revenue:Rental from Fixed Assets	07520010 Hire of Grounds	(72,969.00)		(72,969.00)
Recreational Facilities: Recreation and Sport (Dept 075)	Revenue:Non-exchange Revenue:Transfers and Subsidies:Operational:Monetary	Fund:Operational:Transfers and Subsidies:Monetary Allocations:Provincial	Sports and Recreation Revenue Transfer	(23,288.00)		(23,288.00)
Recreational Facilities: Dolphin Park (Dept 080)	Revenue:Exchange Revenue:Rental from Fixed Assets:Non-market Related:Property Plant and Equipment:Ad-hoc	Fund:Operational:Revenue:General Revenue:Rental from Fixed Assets	080020080 Park Rental	(690,000.00)		(690,000.00)
Property Services: Staff Housing and Estates (Dept 180)	Expenditure:Depreciation and Amortisation:Depreciation:Furniture and Office Equipment	Fund:Non-funding Transactions	180 Furniture and Office Equipment Depreciation	349.00		349.00
Property Services: Staff Housing and Estates (Dept 180)	Expenditure:Depreciation and Amortisation:Depreciation:Machinery and Equipment	Fund:Non-funding Transactions	180 Machinery and Equipment Depreciation	710.00		710.00
Property Services: Staff Housing and Estates (Dept 180)	Expenditure:Operational Cost:Insurance Underwriting:Premiums	Fund:Operational:Revenue:General Revenue:Taxes:Property Rates:Levies	180260570 Insurance General	18,895.00		18,895.00
Property Services: Staff Housing and Estates	Revenue:Exchange Revenue:Rental from Fixed Assets:Non-market Related:Property	Fund:Operational:Revenue:General Revenue:Rental from Fixed Assets	180020140 Rent	(14,036.00)		(14,036.00)
Property Services: Civic Building (Dept 160)	Expenditure:Contracted Services:Contractors:Maintenance of Buildings and Facilities	Fund:Operational:Revenue:General Revenue:Taxes:Property Rates:Levies	160235010 Buildings and Fences Maintenance	157,057.00		157,057.00
Property Services: Civic Building (Dept 160)	Expenditure:Contracted Services:Contractors:Maintenance of Equipment	Fund:Operational:Revenue:General Revenue:Taxes:Property Rates:Levies	160235230 Vehicles and Plant	144,526.00		144,526.00
Property Services: Civic Building (Dept 160)	Expenditure:Depreciation and Amortisation:Depreciation:Community Assets:Community Facilities:Centres	Fund:Non-funding Transactions	160 Community Facilities Depreciation	1,823,879.00		1,823,879.00
Property Services: Civic Building (Dept 160)	Expenditure:Depreciation and Amortisation:Depreciation:Computer Equipment	Fund:Non-funding Transactions	160 Computer Equipment Depreciation	3,697.00		3,697.00
Property Services: Civic Building (Dept 160)	Expenditure:Depreciation and Amortisation:Depreciation:Electrical Infrastructure:MV Substations	Fund:Non-funding Transactions	160 Electrical Depreciation	38,342.00		38,342.00
Property Services: Civic Building (Dept 160)	Expenditure:Depreciation and Amortisation:Depreciation:Furniture and Office Equipment	Fund:Non-funding Transactions	160 Furniture and Office Equipment Depreciation	10,945.00		10,945.00
Property Services: Civic Building (Dept 160)	Expenditure:Depreciation and Amortisation:Depreciation:Machinery and Equipment	Fund:Non-funding Transactions	160 Machinery and Equipment Depreciation	19,349.00		19,349.00
Property Services: Civic	Expenditure:Depreciation and	Fund:Non-funding Transactions	160 Operational Buildings	462,996.00		462,996.00
Property Services: Civic Building (Dept 160)	Expenditure:Employee Related Cost:Municipal Staff:Salaries Wages and Allowances:Allowances:Cellular and Telephone	Fund:Operational:Revenue:General Revenue:Taxes:Property Rates:Levies	160200190 Cellular and Telephone Allowance	15,617.00	1,318.00	16,935.00
Property Services: Civic Building (Dept 160)	Expenditure:Employee Related Cost:Municipal Staff:Salaries Wages and Allowances:Allowances:Housing Benefits and Incidental:Housing Benefits	Fund:Operational:Revenue:General Revenue:Taxes:Property Rates:Levies	160200090 Housing Benefits Subsidy	15,578.00	(2,884.76)	12,693.24
Property Services: Civic Building (Dept 160)	Expenditure:Employee Related Cost:Municipal Staff:Salaries Wages and Allowances:Allowances:Service Related	Fund:Operational:Revenue:General Revenue:Taxes:Property Rates:Levies	160200010 Bonus	211,250.00	41,382.48	252,632.48
Property Services: Civic Building (Dept 160)	Expenditure:Employee Related Cost:Municipal Staff:Salaries Wages and Allowances:Allowances:Service Related	Fund:Operational:Revenue:General Revenue:Taxes:Property Rates:Levies	160200020 Leave Pay	158,953.00	(78,628.85)	80,324.15
Property Services: Civic Building (Dept 160)	Expenditure:Employee Related Cost:Municipal Staff:Salaries Wages and Allowances:Allowances:Service Related	Fund:Operational:Revenue:General Revenue:Taxes:Property Rates:Levies	160200060 Overtime: Structured	670,627.00	(112,159.18)	558,467.82
Property Services: Civic Building (Dept 160)	Expenditure:Employee Related Cost:Municipal Staff:Salaries Wages and Allowances:Allowances:Service Related	Fund:Operational:Revenue:General Revenue:Taxes:Property Rates:Levies	160200070 Standby Allowance	553,500.00	(206,681.44)	346,818.56
Property Services: Civic Building (Dept 160)	Expenditure:Employee Related Cost:Municipal Staff:Salaries Wages and Allowances:Allowances:Service Related Benefits:Tools Allowance	Fund:Operational:Revenue:General Revenue:Taxes:Property Rates:Levies	160200260 Tool Allowance	7,880.00	(222.32)	7,657.68
Property Services: Civic Building (Dept 160)	Expenditure:Employee Related Cost:Municipal Staff:Salaries Wages and Allowances:Allowances:Travel or Motor	Fund:Operational:Revenue:General Revenue:Taxes:Property Rates:Levies	160200180 Travel or Motor Vehicle Allowance	73,885.00	(5,471.20)	68,413.80
Property Services: Civic Building (Dept 160)	Expenditure:Employee Related Cost:Municipal Staff:Salaries Wages and Allowances:Basic Salary and Wages	Fund:Operational:Revenue:General Revenue:Taxes:Property Rates:Levies	160200000 Basic Salary and Wages	2,543,402.00	(193,261.52)	2,350,140.48
Property Services: Civic Building (Dept 160)	Expenditure:Employee Related Cost:Municipal Staff:Social Contributions:Bargaining Council	Fund:Operational:Revenue:General Revenue:Taxes:Property Rates:Levies	160200160 Bargaining Council Levies	1,425.00	(102.56)	1,323.44
Property Services: Civic Building (Dept 160)	Expenditure:Employee Related Cost:Municipal Staff:Social Contributions:Group Life Insurance	Fund:Operational:Revenue:General Revenue:Taxes:Property Rates:Levies	160200080 Group Life Insurance	22,181.00	(1,432.85)	20,748.15

Function	Item	Funding	SegmentDesc	TotalBudget	Adjustments	Adjusted Budget
Property Services: Civic Building (Dept 160)	Expenditure:Employee Related Cost:Municipal Staff:Social Contributions:Medical	Fund:Operational:Revenue:General Revenue:Taxes:Property Rates:Levies	160200110 Medical Aid	116,277.00	(3,310.80)	112,966.20
Property Services: Civic Building (Dept 160)	Expenditure:Employee Related Cost:Municipal Staff:Social Contributions:Pension	Fund:Operational:Revenue:General Revenue:Taxes:Property Rates:Levies	160200140 Pension or Provident Fund	535,728.00	(137,062.54)	398,665.46
Property Services: Civic Building (Dept 160)	Expenditure:Employee Related Cost:Municipal Staff:Social Contributions:Unemployment Insurance	Fund:Operational:Revenue:General Revenue:Taxes:Property Rates:Levies	160200200 Unemployment Insurance Fund	22,267.00	(1,710.56)	20,556.44
Property Services: Civic Building (Dept 160)	Expenditure:Inventory Consumed:Materials and Supplies	Fund:Operational:Revenue:General Revenue:Taxes:Property Rates:Levies	160261779 Inventory consumed: Materials & Supplies	26,187.00		26,187.00
Property Services: Civic Building (Dept 160)	Expenditure:Operational Cost:Insurance Underwriting:Premiums	Fund:Operational:Revenue:General Revenue:Taxes:Property Rates:Levies	160260570 Insurance General	20,861.00		20,861.00
Property Services: Civic Building (Dept 160)	Expenditure:Operational Cost:Municipal Services	Fund:Operational:Revenue:General Revenue:Taxes:Property Rates:Levies	160260740 Water and Sanitation	302,119.00		302,119.00
Property Services: Civic Building (Dept 160)	Expenditure:Operational Cost:Skills Development Fund Levy	Fund:Operational:Revenue:General Revenue:Taxes:Property Rates:Levies	160200240 Skills Development Levy	46,591.00	(10,358.46)	36,232.54
Property Services: Civic Building (Dept 160)	Expenditure:Operational Cost:Uniform and Protective Clothing	Fund:Operational:Revenue:General Revenue:Taxes:Property Rates:Levies	160261100 Protective Clothing	550,604.00		550,604.00
Property Services: Civic Building (Dept 160)	Expenditure:Operational Cost:Vehicle Tracking	Fund:Operational:Revenue:General Revenue:Taxes:Property Rates:Levies	160261530 Tracking Fees	8,891.00		8,891.00
Property Services: Civic Building (Dept 160)	Expenditure:Operational Cost:Wet Fuel	Fund:Operational:Revenue:General Revenue:Taxes:Property Rates:Levies	160260810 Sundry Oils and Feul	59,761.00		59,761.00
Property Services: Civic Building (Dept 160)	Expenditure:Operational Cost:Workmen's Compensation Fund	Fund:Operational:Revenue:General Revenue:Taxes:Property Rates:Levies	160200230 Workmen's Compensation	31,738.00		31,738.00
Property Services: Civic Building (Dept 160)	Revenue:Exchange Revenue:Rental from Fixed Assets:Non-market Related:Property Plant and Equipment:Ad-hoc	Fund:Operational:Revenue:General Revenue:Rental from Fixed Assets	160020170 Rental Garages	(188.00)		(188.00)
Police Forces Traffic and Street Parking Control: 041 Law Enforcement	Expenditure:Contracted Services:Contractors:First Aid	Fund:Operational:Revenue:General Revenue:Fines Penalties and Forfeits	041260520 First Aid Equipment	7,488.00		7,488.00
Police Forces Traffic and Street Parking Control: 041 Law Enforcement	Expenditure:Contracted Services:Contractors:Maintenance of Buildings and Facilities	Fund:Operational:Revenue:General Revenue:Fines Penalties and Forfeits	041235010 Buildings and Fences Maintenance	79,430.00		79,430.00
Police Forces Traffic and Street Parking Control: 041 Law Enforcement	Expenditure:Contracted Services:Contractors:Maintenance of Equipment	Fund:Operational:Revenue:General Revenue:Taxes:Property Rates:Levies	041235050 Furniture/Office Machinery and Equipment	10,464.00		10,464.00
Police Forces Traffic and Street Parking Control: 041 Law Enforcement	Expenditure:Contracted Services:Contractors:Maintenance of Equipment	Fund:Operational:Revenue:General Revenue:Taxes:Property Rates:Levies	041235060 General Equipment Signs	130,733.00		130,733.00
Police Forces Traffic and Street Parking Control: 041 Law Enforcement	Expenditure:Contracted Services:Contractors:Maintenance of Equipment	Fund:Operational:Revenue:General Revenue:Taxes:Property Rates:Levies	041235090 Plant Equipment	147,625.00		147,625.00
Police Forces Traffic and Street Parking Control: 041 Law Enforcement	Expenditure:Contracted Services:Contractors:Maintenance of Equipment	Fund:Operational:Revenue:General Revenue:Taxes:Property Rates:Levies	041235110 Radio Repairs	24,374.00		24,374.00
Police Forces Traffic and Street Parking Control: 041 Law Enforcement	Expenditure:Contracted Services:Contractors:Maintenance of Equipment	Fund:Operational:Revenue:General Revenue:Fines Penalties and Forfeits	041235210 Tools and Equipment	9,482.00		9,482.00
Police Forces Traffic and Street Parking Control: 041 Law Enforcement	Expenditure:Contracted Services:Contractors:Maintenance of Equipment	Fund:Operational:Revenue:General Revenue:Taxes:Property Rates:Levies	041235230 Vehicles and Plant	916,939.00		916,939.00
Police Forces Traffic and Street Parking Control: 041 Law Enforcement	Expenditure:Contracted Services:Contractors:Maintenance of Equipment	Fund:Operational:Revenue:General Revenue:Taxes:Property Rates:Levies	041235640 CCTV Repairs and Maintenance	173,034.00		173,034.00
Police Forces Traffic and Street Parking Control: 041 Law Enforcement	Expenditure:Contracted Services:Contractors:Maintenance of Unspecified Assets	Fund:Operational:Revenue:General Revenue:Operational Revenue	041235320 Road Marking	27,263.00		27,263.00
Police Forces Traffic and Street Parking Control: 041 Law Enforcement	Expenditure:Contracted Services:Contractors:Maintenance of Unspecified Assets	Fund:Operational:Revenue:General Revenue:Taxes:Property Rates:Levies	041235320 Road Marking	129,420.00		129,420.00
Police Forces Traffic and Street Parking Control: 041 Law Enforcement	Expenditure:Contracted Services:Contractors:Safeguard and Security	Fund:Operational:Revenue:General Revenue:Equitable Share	041260270 Community Police	236,974.00		236,974.00
Police Forces Traffic and Street Parking Control: 041 Law Enforcement	Expenditure:Contracted Services:Contractors:Safeguard and Security	Fund:Operational:Revenue:General Revenue:Equitable Share	041261312 Visible Police Anti Crime	22,405.00		22,405.00
Police Forces Traffic and Street Parking Control: 041 Law Enforcement	Expenditure:Contracted Services:Contractors:Safeguard and Security	Fund:Operational:Revenue:General Revenue:Equitable Share	041261314 Community Road Safety	39,204.00		39,204.00
Police Forces Traffic and Street Parking Control: 041 Law Enforcement	Expenditure:Contracted Services:Contractors:Safeguard and Security	Fund:Operational:Revenue:General Revenue:Equitable Share	041261315 Schools Road Safe Programme	28,003.00		28,003.00
Police Forces Traffic and Street Parking Control: 041 Law Enforcement	Expenditure:Contracted Services:Contractors:Safeguard and Security	Fund:Operational:Revenue:General Revenue:Equitable Share	041261316 Festive Season Road Safe	28,970.00		28,970.00
Police Forces Traffic and Street Parking Control: 041 Law Enforcement	Expenditure:Contracted Services:Outsourced Services:Animal Care	Fund:Operational:Revenue:General Revenue:Equitable Share	041261040 SPCA Pound	57,645.00		57,645.00
Police Forces Traffic and Street Parking Control: 041 Law Enforcement	Expenditure:Contracted Services:Outsourced Services:Professional Staff	Fund:Operational:Revenue:General Revenue:Equitable Share	041261313 Crime Prevent Strategy	12,385.00		12,385.00

Function	Item	Funding	SegmentDesc	TotalBudget	Adjustments	Adjusted Budget
Police Forces Traffic and Street Parking Control: 041 Law Enforcement	Expenditure:Contracted Services:Outsourced Services:Professional Staff	Fund:Operational:Revenue:General Revenue:Fines Penalties and Forfeits	041261330 Medical Examinations	5,469.00		5,469.00
Police Forces Traffic and Street Parking Control: 041 Law Enforcement	Expenditure:Depreciation and Amortisation:Amortisation:Intangible Assets:Licences and Rights:Computer	Fund:Non-funding Transactions	041 Licences and Rights Depreciation	253.00		253.00
Police Forces Traffic and Street Parking Control: 041 Law Enforcement	Expenditure:Depreciation and Amortisation:Depreciation:Community Assets:Community Facilities:Police	Fund:Non-funding Transactions	041 Community Facilities Depreciation	8,281.00		8,281.00
Police Forces Traffic and Street Parking Control: 041 Law Enforcement	Expenditure:Depreciation and Amortisation:Depreciation:Computer Equipment	Fund:Non-funding Transactions	041 Computer Equipment Depreciation	41,168.00		41,168.00
Police Forces Traffic and Street Parking Control: 041 Law Enforcement	Expenditure:Depreciation and Amortisation:Depreciation:Furniture and Office Equipment	Fund:Non-funding Transactions	041 Furniture and Office Equipment Depreciation	54,835.00		54,835.00
Police Forces Traffic and Street Parking Control: 041 Law Enforcement	Expenditure:Depreciation and Amortisation:Depreciation:Machinery and Equipment	Fund:Non-funding Transactions	041 Machinery and Equipment Depreciation	325,993.00		325,993.00
Police Forces Traffic and Street Parking Control: 041 Law Enforcement	Expenditure:Depreciation and Amortisation:Depreciation:Other Assets:Operational Buildings:Municipal Offices	Fund:Non-funding Transactions	041 Operational Buildings Depreciation	24,217.00		24,217.00
Police Forces Traffic and Street Parking Control: 041 Law Enforcement	Expenditure:Depreciation and Amortisation:Depreciation:Solid Waste Infrastructure:Landfill Sites	Fund:Non-funding Transactions	041 Solid Waste Depreciation	1,705.00		1,705.00
Police Forces Traffic and Street Parking Control: 041 Law Enforcement	Expenditure:Depreciation and Amortisation:Depreciation:Transport Assets	Fund:Non-funding Transactions	041 Transport Assets Depreciation	286,193.00		286,193.00
Police Forces Traffic and Street Parking Control: 041 Law Enforcement	Expenditure:Employee Related Cost:Municipal Staff:Salaries Wages and Allowances:Allowances:Cellular and Telephone	Fund:Operational:Revenue:General Revenue:Fines Penalties and Forfeits	041200190 Cellular and Telephone Allowance	98,820.00	(5,940.00)	92,880.00
Police Forces Traffic and Street Parking Control: 041 Law Enforcement	Expenditure:Employee Related Cost:Municipal Staff:Salaries Wages and Allowances:Allowances:Housing Benefits	Fund:Operational:Revenue:General Revenue:Fines Penalties and Forfeits	041200090 Housing Benefits Subsidy	134,836.00	(7,403.74)	127,432.26
Police Forces Traffic and Street Parking Control: 041 Law Enforcement	Expenditure:Employee Related Cost:Municipal Staff:Salaries Wages and Allowances:Allowances:Service Related	Fund:Operational:Revenue:General Revenue:Fines Penalties and Forfeits	041200010 Bonus	2,072,748.00	(252,871.57)	1,819,876.43
Police Forces Traffic and Street Parking Control: 041 Law Enforcement	Expenditure:Employee Related Cost:Municipal Staff:Salaries Wages and Allowances:Allowances:Service Related	Fund:Operational:Revenue:General Revenue:Fines Penalties and Forfeits	041200020 Leave Pay	1,162,853.00	(722,037.49)	440,815.51
Police Forces Traffic and Street Parking Control: 041 Law Enforcement	Expenditure:Employee Related Cost:Municipal Staff:Salaries Wages and Allowances:Allowances:Service Related	Fund:Operational:Revenue:General Revenue:Fines Penalties and Forfeits	041200060 Overtime: Structured	8,477,762.00	2,293,832.72	10,771,594.72
Police Forces Traffic and Street Parking Control: 041 Law Enforcement	Expenditure:Employee Related Cost:Municipal Staff:Salaries Wages and Allowances:Allowances:Service Related Benefits:Standby Allowance	Fund:Operational:Revenue:General Revenue:Fines Penalties and Forfeits	041200070 Standby Allowance	2,148,330.00	329,117.87	2,477,447.87
Police Forces Traffic and Street Parking Control: 041 Law Enforcement	Expenditure:Employee Related Cost:Municipal Staff:Salaries Wages and Allowances:Allowances:Travel or Motor	Fund:Operational:Revenue:General Revenue:Fines Penalties and Forfeits	041200180 Travel or Motor Vehicle Allowance	2,542,065.00	(343,914.06)	2,198,150.94
Police Forces Traffic and Street Parking Control: 041 Law Enforcement	Expenditure:Employee Related Cost:Municipal Staff:Salaries Wages and Allowances:Basic Salary and Wages	Fund:Operational:Revenue:General Revenue:Taxes:Property Rates:Levies	041200000 Basic Salary and Wages	24,436,215.00	(972,528.89)	23,463,686.11
Police Forces Traffic and Street Parking Control: 041 Law Enforcement	Expenditure:Employee Related Cost:Municipal Staff:Social Contributions:Bargaining Council	Fund:Operational:Revenue:General Revenue:Fines Penalties and Forfeits	041200160 Bargaining Council Levies	14,701.00	(1,308.16)	13,392.84
Police Forces Traffic and Street Parking Control: 041 Law Enforcement	Expenditure:Employee Related Cost:Municipal Staff:Social Contributions:Group Life Insurance	Fund:Operational:Revenue:General Revenue:Fines Penalties and Forfeits	041200080 Group Life Insurance	216,145.00	(30,157.63)	185,987.37
Police Forces Traffic and Street Parking Control: 041 Law Enforcement	Expenditure:Employee Related Cost:Municipal Staff:Social Contributions:Medical	Fund:Operational:Revenue:General Revenue:Fines Penalties and Forfeits	041200110 Medical Aid	2,901,912.00	(36,308.70)	2,865,603.30
Police Forces Traffic and Street Parking Control: 041 Law Enforcement	Expenditure:Employee Related Cost:Municipal Staff:Social Contributions:Pension	Fund:Operational:Revenue:General Revenue:Fines Penalties and Forfeits	041200140 Pension or Provident Fund	5,233,145.00	(634,592.08)	4,598,552.92
Police Forces Traffic and Street Parking Control: 041 Law Enforcement	Expenditure:Employee Related Cost:Municipal Staff:Social Contributions:Unemployment Insurance	Fund:Operational:Revenue:General Revenue:Fines Penalties and Forfeits	041200200 Unemployment Insurance Fund	198,998.00	(17,369.80)	181,628.20
Police Forces Traffic and Street Parking Control: 041 Law Enforcement	Expenditure:Inventory Consumed:Consumables:Standard Rated	Fund:Operational:Revenue:General Revenue:Taxes:Property Rates:Levies	041260200 Cleansing Materials	36,236.00		36,236.00
Police Forces Traffic and Street Parking Control: 041 Law Enforcement	Expenditure:Inventory Consumed:Consumables:Standard Rated	Fund:Operational:Revenue:General Revenue:Fines Penalties and Forfeits	041261671 Ammunition	110,397.00		110,397.00
Police Forces Traffic and Street Parking Control: 041 Law Enforcement	Expenditure:Inventory Consumed:Materials and Supplies	Fund:Operational:Revenue:General Revenue:Fines Penalties and Forfeits	041261670 Calibration of Equipment	100,866.00		100,866.00
Police Forces Traffic and Street Parking Control: 041 Law Enforcement	Expenditure:Inventory Consumed:Materials and Supplies	Fund:Operational:Revenue:General Revenue:Taxes:Property Rates:Levies	041260840 Small Tools Workshop Materials	7,488.00		7,488.00

Function	Item	Funding	SegmentDesc	TotalBudget	Adjustments	Adjusted Budget
Police Forces Traffic and Street Parking Control: 041 Law Enforcement	Expenditure:Operating Leases:Furniture and Office Equipment	Fund:Operational:Revenue:General Revenue:Taxes:Property Rates:Levies	041260070 Lease Office Machinery and Equipment	133.00		133.00
Police Forces Traffic and Street Parking Control: 041 Law Enforcement	Expenditure:Operating Leases:Machinery and Equipment	Fund:Operational:Revenue:General Revenue:Taxes:Property Rates:Levies	041260950 Hire of Plant and Equipment	5,612.00		5,612.00
Police Forces Traffic and Street Parking Control: 041 Law Enforcement	Expenditure:Operational Cost:Advertising Publicity and Marketing:Corporate and Municipal Activities	Fund:Operational:Revenue:General Revenue:Equitable Share	041261311 Ward Crime Safety Awareness	33,348.00		33,348.00
Police Forces Traffic and Street Parking Control: 041 Law Enforcement	Expenditure:Operational Cost:Contribution to Provisions:Decommissioning Restoration	Fund:Non-funding Transactions	041220052 Contribution to Fines Provision	22,000,000.00		22,000,000.00
Police Forces Traffic and Street Parking Control: 041 Law Enforcement	Expenditure:Operational Cost:Insurance Underwriting:Premiums	Fund:Operational:Revenue:General Revenue:Taxes:Property Rates:Levies	041260570 Insurance General	259,362.00		259,362.00
Police Forces Traffic and Street Parking Control: 041 Law Enforcement	Expenditure:Operational Cost:Municipal Services	Fund:Operational:Revenue:General Revenue:Operational Revenue	041260740 Water and Sanitation	4,797.00		4,797.00
Police Forces Traffic and Street Parking Control: 041 Law Enforcement	Expenditure:Operational Cost:Printing Publications and Books	Fund:Operational:Revenue:General Revenue:Taxes:Property Rates:Levies	041260100 Printing and Stationery	79,785.00		79,785.00
Police Forces Traffic and Street Parking Control: 041 Law Enforcement	Expenditure:Operational Cost:Printing Publications and Books	Fund:Operational:Revenue:General Revenue:Taxes:Property Rates:Levies	041260110 Book Purchases	168,358.00		168,358.00
Police Forces Traffic and Street Parking Control: 041 Law Enforcement	Expenditure:Operational Cost:Registration Fees:Seminars Conferences Workshops and Events:National	Fund:Operational:Revenue:General Revenue:Taxes:Property Rates:Levies	041260160 Conferences and Workshops	46,006.00		46,006.00
Police Forces Traffic and Street Parking Control: 041 Law Enforcement	Expenditure:Operational Cost:Skills Development Fund Levy	Fund:Operational:Revenue:General Revenue:Fines Penalties and Forfeits	041200240 Skills Development Levy	483,430.00	(82,946.99)	400,483.07
Police Forces Traffic and Street Parking Control: 041 Law Enforcement	Expenditure:Operational Cost:Travel and Subsistence:Domestic:Accommodation	Fund:Operational:Revenue:General Revenue:Taxes:Property Rates:Levies	041260900 Travel and Subsistence	234,541.00		234,541.00
Police Forces Traffic and Street Parking Control: 041 Law Enforcement	Expenditure:Operational Cost:Uniform and Protective Clothing	Fund:Operational:Revenue:General Revenue:Taxes:Property Rates:Levies	041261100 Protective Clothing	1,076,193.00		1,076,193.00
Police Forces Traffic and Street Parking Control: 041 Law Enforcement	Expenditure:Operational Cost:Vehicle Tracking	Fund:Operational:Revenue:General Revenue:Taxes:Property Rates:Levies	041261530 Tracking Fees	60,589.00		60,589.00
Police Forces Traffic and Street Parking Control: 041 Law Enforcement	Expenditure:Operational Cost:Wet Fuel	Fund:Operational:Revenue:General Revenue:Operational Revenue	041260810 Sundry Oils and Fuel	1,174,416.00		1,174,416.00
Police Forces Traffic and Street Parking Control: 041 Law Enforcement	Expenditure:Operational Cost:Workmen's Compensation Fund	Fund:Operational:Revenue:General Revenue:Fines Penalties and Forfeits	041200230 Workmen's Compensation	338,514.00		338,514.00
Police Forces Traffic and Street Parking Control: 041 Law Enforcement	Revenue:Exchange Revenue:Operational Revenue:Administrative Handling Fees	Fund:Operational:Revenue:General Revenue:Operational Revenue	04160160 Miscellaneous Revenue	(184,705.00)		(184,705.00)
Police Forces Traffic and Street Parking Control: 041 Law Enforcement	Revenue:Exchange Revenue:Sales of Goods and Rendering of Services:Parking Fees	Fund:Operational:Revenue:General Revenue:Operational Revenue	Law Enforcement Parking Disk Weekly 04120091	(317,700.00)		(317,700.00)
Police Forces Traffic and Street Parking Control: 041 Law Enforcement	Revenue:Non-exchange Revenue:Fines Penalties and Forfeits:Fines:Law Enforcement	Fund:Operational:Revenue:General Revenue:Fines Penalties and Forfeits	041040010 Fines and Penalties	(25,000,000.00)		(25,000,000.00)
Police Forces Traffic and Street Parking Control: 041 Law Enforcement	Revenue:Non-exchange Revenue:Licences or Permits:Trading	Fund:Operational:Revenue:General Revenue:Licences and Permits	04141038 Bus and Taxi Rank Permits	(20,206.00)		(20,206.00)
Police Forces Traffic and Street Parking Control: 041 Law Enforcement	Revenue:Non-exchange Revenue:Transfers and Subsidies:Operational:Monetary Allocations:National Revenue	Fund:Operational:Revenue:General Revenue:Equitable Share	041055095 Equitable Share	(413,934.00)		(413,934.00)
Police Forces Traffic and Street Parking Control: 041 Law Enforcement	Expenditure:Default	Fund:Non-funding Transactions	041290000 Vehicles and Plant Costing	287,738		287,738
Police Forces Traffic and Street Parking Control: 041 Law Enforcement	Expenditure:Default	Fund:Non-funding Transactions	041260970 Electricity and Rates Costing	78,746		78,746
Police Forces Traffic and Street Parking Control: 035 Law Enforcement Administration	Expenditure:Contracted Services:Contractors:Maintenance of Equipment	Fund:Operational:Revenue:General Revenue:Taxes:Property Rates:Levies	035235230 Vehicles and Plant	55,113.00		55,113.00
Police Forces Traffic and Street Parking Control: 035 Law Enforcement Administration	Expenditure:Contracted Services:Contractors:Maintenance of Unspecified Assets	Fund:Operational:Revenue:General Revenue:Taxes:Property Rates:Levies	035235220 Road Marking	172,845.00		172,845.00
Police Forces Traffic and Street Parking Control: 035 Law Enforcement Administration	Expenditure:Contracted Services:Outsourced Services:Traffic Fines Management	Fund:Operational:Revenue:General Revenue:Taxes:Property Rates:Levies	035261370 Processing of Fines	1,172.00		1,172.00
Police Forces Traffic and Street Parking Control: 035 Law Enforcement Administration	Expenditure:Depreciation and Amortisation:Depreciation:Furniture and Office Equipment	Fund:Non-funding Transactions	035 Furniture and Office Equipment Depreciation	312.00		312.00

Function	Item	Funding	SegmentDesc	TotalBudget	Adjustments	Adjusted Budget
Police Forces Traffic and Street Parking Control: 035 Law Enforcement Administration	Expenditure:Depreciation and Amortisation:Depreciation:Machinery and Equipment	Fund:Non-funding Transactions	035 Machinery and Equipment Depreciation	1,784.00		1,784.00
Police Forces Traffic and Street Parking Control: 035 Law Enforcement Administration	Expenditure:Employee Related Cost:Municipal Staff:Salaries Wages and Allowances:Allowances:Cellular and Telephone	Fund:Operational:Revenue:General Revenue:Taxes:Property Rates:Levies	035200190 Cellular and Telephone Allowance	13,692.00	(1,127.00)	12,565.00
Police Forces Traffic and Street Parking Control: 035 Law Enforcement Administration	Expenditure:Employee Related Cost:Municipal Staff:Salaries Wages and Allowances:Allowances:Housing Benefits and Incidental:Housing Benefits	Fund:Operational:Revenue:General Revenue:Taxes:Property Rates:Levies	035200090 Housing Benefits Subsidy	46,126.00	(2,553.04)	43,572.96
Police Forces Traffic and Street Parking Control: 035 Law Enforcement Administration	Expenditure:Employee Related Cost:Municipal Staff:Salaries Wages and Allowances:Allowances:Service Related Benefits:Bonus	Fund:Operational:Revenue:General Revenue:Taxes:Property Rates:Levies	035200010 Bonus	351,912.00	(99,068.80)	252,843.20
Police Forces Traffic and Street Parking Control: 035 Law Enforcement Administration	Expenditure:Employee Related Cost:Municipal Staff:Salaries Wages and Allowances:Allowances:Service Related Benefits:Leave Pay	Fund:Operational:Revenue:General Revenue:Taxes:Property Rates:Levies	035200020 Leave Pay	200,144.00	(131,310.45)	68,833.55
Police Forces Traffic and Street Parking Control: 035 Law Enforcement Administration	Expenditure:Employee Related Cost:Municipal Staff:Salaries Wages and Allowances:Allowances:Service Related Benefits:Overtime:Structured	Fund:Operational:Revenue:General Revenue:Taxes:Property Rates:Levies	035200060 Overtime: Structured	499,539.00	(351,472.90)	148,066.10
Police Forces Traffic and Street Parking Control: 035 Law Enforcement Administration	Expenditure:Employee Related Cost:Municipal Staff:Salaries Wages and Allowances:Allowances:Travel or Motor Vehicle	Fund:Operational:Revenue:General Revenue:Taxes:Property Rates:Levies	035200180 Travel or Motor Vehicle Allowance	194,766.00	1,271.51	196,037.51
Police Forces Traffic and Street Parking Control: 035 Law Enforcement Administration	Expenditure:Employee Related Cost:Municipal Staff:Salaries Wages and Allowances:Basic Salary and Wages	Fund:Operational:Revenue:General Revenue:Taxes:Property Rates:Levies	035200000 Basic Salary and Wages	4,082,938.00	(175,427.55)	3,907,510.45
Police Forces Traffic and Street Parking Control: 035 Law Enforcement Administration	Expenditure:Employee Related Cost:Municipal Staff:Social Contributions:Bargaining Council	Fund:Operational:Revenue:General Revenue:Taxes:Property Rates:Levies	035200160 Bargaining Council Levies	2,981.00	(1,200.88)	1,780.12
Police Forces Traffic and Street Parking Control: 035 Law Enforcement Administration	Expenditure:Employee Related Cost:Municipal Staff:Social Contributions:Group Life Insurance	Fund:Operational:Revenue:General Revenue:Taxes:Property Rates:Levies	035200080 Group Life Insurance	40,231.00	(3,112.58)	37,118.42
Police Forces Traffic and Street Parking Control: 035 Law Enforcement Administration	Expenditure:Employee Related Cost:Municipal Staff:Social Contributions:Medical	Fund:Operational:Revenue:General Revenue:Taxes:Property Rates:Levies	035200110 Medical Aid	403,597.00	(29,488.00)	374,109.00
Police Forces Traffic and Street Parking Control: 035 Law Enforcement Administration	Expenditure:Employee Related Cost:Municipal Staff:Social Contributions:Pension	Fund:Operational:Revenue:General Revenue:Taxes:Property Rates:Levies	035200140 Pension or Provident Fund	690,320.00	(31,730.59)	658,589.41
Police Forces Traffic and Street Parking Control: 035 Law Enforcement Administration	Expenditure:Employee Related Cost:Municipal Staff:Social Contributions:Unemployment Insurance	Fund:Operational:Revenue:General Revenue:Taxes:Property Rates:Levies	035200200 Unemployment Insurance Fund	34,492.00	(3,941.21)	30,550.79
Police Forces Traffic and Street Parking Control: 035 Law Enforcement Administration	Expenditure:Employee Related Cost:Senior Management:Designation (S55 Director:Economic Development & Strat Service):Salaries and Allowances:Allowances:Cellular and	Fund:Operational:Revenue:General Revenue:Taxes:Property Rates:Levies	035 ED Cellular and Telephone Allowance	15,682.00	(2,372.00)	13,310.00
Police Forces Traffic and Street Parking Control: 035 Law Enforcement Administration	Expenditure:Employee Related Cost:Senior Management:Designation (S55 Director:Economic Development & Strat Service):Salaries and Allowances:Allowances:Cellular and	Fund:Operational:Revenue:General Revenue:Taxes:Property Rates:Levies	035 ED Bonus	114,002.00	35,998.00	150,000.00
Police Forces Traffic and Street Parking Control: 035 Law Enforcement Administration	Expenditure:Employee Related Cost:Senior Management:Designation (S55 Director:Economic Development & Strat Service):Salaries and Allowances:Allowances:Cellular and	Fund:Operational:Revenue:General Revenue:Taxes:Property Rates:Levies	035 ED Bargaining Council Levies	130.00	(17.48)	112.52
Police Forces Traffic and Street Parking Control: 035 Law Enforcement Administration	Expenditure:Employee Related Cost:Senior Management:Designation (S55 Director:Economic Development & Strat Service):Salaries and Allowances:Allowances:Cellular and	Fund:Operational:Revenue:General Revenue:Taxes:Property Rates:Levies	035 ED Travel Allowance	129,600.00	(8,600.00)	121,000.00
Police Forces Traffic and Street Parking Control: 035 Law Enforcement Administration	Expenditure:Employee Related Cost:Senior Management:Designation (Executive Director - Community Safety):Salaries and Allowances:Basic Salary	Fund:Operational:Revenue:General Revenue:Taxes:Property Rates:Levies	035 ED Community Safety Basic Salary and Wages	1,368,019.00	(58,013.32)	1,310,005.68
Police Forces Traffic and Street Parking Control: 035 Law Enforcement Administration	Expenditure:Employee Related Cost:Senior Management:Designation (Executive Director - Community Safety):Social Contributions:Unemployment Insurance	Fund:Operational:Revenue:General Revenue:Taxes:Property Rates:Levies	035 ED Unemployment Insurance	2,020.00	(234.08)	1,785.92
Police Forces Traffic and Street Parking Control: 035 Law Enforcement Administration	Expenditure:Inventory Consumed:Consumables:Standard Rated	Fund:Operational:Revenue:General Revenue:Taxes:Property Rates:Levies	035260140 Batteries	1,917.00		1,917.00
Police Forces Traffic and Street Parking Control: 035 Law Enforcement Administration	Expenditure:Inventory Consumed:Consumables:Standard Rated	Fund:Operational:Revenue:General Revenue:Taxes:Property Rates:Levies	035260200 Cleansing Materials	12,863.00		12,863.00
Police Forces Traffic and Street Parking Control: 035 Law Enforcement Administration	Expenditure:Operational Cost:Insurance Underwriting:Premiums	Fund:Operational:Revenue:General Revenue:Taxes:Property Rates:Levies	035260570 Insurance General	3,202.00		3,202.00
Police Forces Traffic and Street Parking Control: 035 Law Enforcement Administration	Expenditure:Operational Cost:Municipal Services	Fund:Operational:Revenue:General Revenue:Taxes:Property Rates:Levies	035260740 Water and Sanitation	35,466.00		35,466.00
Police Forces Traffic and Street Parking Control: 035 Law Enforcement Administration	Expenditure:Operational Cost:Printing Publications and Books	Fund:Operational:Revenue:General Revenue:Taxes:Property Rates:Levies	035260100 Printing and Stationery	228,230.00		228,230.00

Function	Item	Funding	SegmentDesc	TotalBudget	Adjustments	Adjusted Budget
Police Forces Traffic and Street Parking Control: 035 Law Enforcement Administration	Expenditure:Operational Cost:Skills Development Fund Levy	Fund:Operational:Revenue:General Revenue:Taxes:Property Rates:Levies	035 ED Skills Development Levy	16,014.00	(2,995.18)	13,018.82
Police Forces Traffic and Street Parking Control: 035 Law Enforcement Administration	Expenditure:Operational Cost:Skills Development Fund Levy	Fund:Operational:Revenue:General Revenue:Taxes:Property Rates:Levies	035 Skills Development Levy	47,184.00	(2,389.71)	44,794.29
Police Forces Traffic and Street Parking Control: 035 Law Enforcement Administration	Expenditure:Operational Cost:Travel and Subsistence:Domestic:Accommodation	Fund:Operational:Revenue:General Revenue:Taxes:Property Rates:Levies	035260900 Travel and Subsistence	4,843.00	-	4,843.00
Police Forces Traffic and Street Parking Control: 035 Law Enforcement Administration	Expenditure:Operational Cost:Uniform and Protective Clothing	Fund:Operational:Revenue:General Revenue:Taxes:Property Rates:Levies	035261100 Protective Clothing	11,176.00		11,176.00
Police Forces Traffic and Street Parking Control: 035 Law Enforcement Administration	Expenditure:Operational Cost:Vehicle Tracking	Fund:Operational:Revenue:General Revenue:Taxes:Property Rates:Levies	035261530 Tracking Fees	24,451.00		24,451.00
Police Forces Traffic and Street Parking Control: 035 Law Enforcement Administration	Expenditure:Operational Cost:Wet Fuel	Fund:Operational:Revenue:General Revenue:Taxes:Property Rates:Levies	035260810 Sundry Oils and Fuel	69,494.00		69,494.00
Police Forces Traffic and Street Parking Control: 035 Law Enforcement Administration	Expenditure:Operational Cost:Workmen's Compensation Fund	Fund:Operational:Revenue:General Revenue:Taxes:Property Rates:Levies	035 ED Workmen's Compensation	16,273.00		16,273.00
Police Forces Traffic and Street Parking Control: 035 Law Enforcement Administration	Expenditure:Operational Cost:Workmen's Compensation Fund	Fund:Operational:Revenue:General Revenue:Taxes:Property Rates:Levies	035 Workmen's Compensation	47,645.00		47,645.00
Police Forces Traffic and	Expenditure:Default	Fund:Non-funding Transactions	035260970 Electricity and Rates Costing	17,150		17,150
Museums and Art Galleries	Expenditure:Default	Fund:Non-funding Transactions	031260970 Electricity and Rates Costing	18,426		18,426
Museums and Art Galleries: Museum (Dept 031)	Expenditure:Contracted Services:Contractors:Maintenance of Buildings and Facilities	Fund:Operational:Revenue:General Revenue:Taxes:Property Rates:Levies	031235010 Buildings and Fences Maintenance	4,983.00		4,983.00
Museums and Art Galleries: Museum (Dept 031)	Expenditure:Contracted Services:Contractors:Maintenance of Equipment	Fund:Operational:Revenue:General Revenue:Service Charges:Electricity	031235390 Kitchenware	324.00		324.00
Museums and Art Galleries: Museum (Dept 031)	Expenditure:Contracted Services:Contractors:Maintenance of Equipment	Fund:Operational:Revenue:General Revenue:Taxes:Property Rates:Levies	031235050 Furniture/Office Machinery and Equipment	7,041.00		7,041.00
Museums and Art Galleries: Museum (Dept 031)	Expenditure:Contracted Services:Contractors:Maintenance of Unspecified Assets	Fund:Operational:Revenue:General Revenue:Taxes:Property Rates:Levies	031261663 Museum Artifacts	9,384.00		9,384.00
Museums and Art Galleries: Museum (Dept 031)	Expenditure:Contracted Services:Contractors:Pest Control and Fumigation	Fund:Operational:Revenue:General Revenue:Taxes:Property Rates:Levies	031260750 Rodent Insect and Pest Control	1,366.00		1,366.00
Museums and Art Galleries: Museum (Dept 031)	Expenditure:Depreciation and Amortisation:Depreciation:Computer Equipment	Fund:Non-funding Transactions	031 Computer Equipment Depreciation	439.00		439.00
Museums and Art Galleries: Museum (Dept 031)	Expenditure:Depreciation and Amortisation:Depreciation:Furniture and Office Equipment	Fund:Non-funding Transactions	031 Furniture and Office Equipment Depreciation	11,322.00		11,322.00
Museums and Art Galleries: Museum (Dept 031)	Expenditure:Depreciation and Amortisation:Depreciation:Machinery and Equipment	Fund:Non-funding Transactions	031 Machinery and Equipment Depreciation	3,363.00		3,363.00
Museums and Art Galleries: Museum (Dept 031)	Expenditure:Depreciation and Amortisation:Depreciation:Transport Assets	Fund:Non-funding Transactions	031 Transport Assets Depreciation	441.00		441.00
Museums and Art Galleries: Museum (Dept 031)	Expenditure:Employee Related Cost:Municipal Staff:Salaries Wages and Allowances:Allowances:Service Related Benefits:Bonus	Fund:Operational:Revenue:General Revenue:Taxes:Property Rates:Levies	031200010 Bonus	54,476.00	-	54,476.00

Function	Item	Funding	SegmentDesc	TotalBudget	Adjustments	Adjusted Budget
Museums and Art Galleries: Museum (Dept 031)	Expenditure:Employee Related Cost:Municipal Staff:Salaries Wages and Allowances:Service Related Benefits:Leave Pay	Fund:Operational:Revenue:General Revenue:Taxes:Property Rates:Levies	031200020 Leave Pay	30,194.00	(9,483.30)	20,710.70
Museums and Art Galleries: Museum (Dept 031)	Expenditure:Employee Related Cost:Municipal Staff:Salaries Wages and Allowances:Basic Salary and Wages	Fund:Operational:Transfers and Subsidies:Monetary Allocations:Provincial Government:KwazuluNatal:Capacity Building and Other:Museum	031200000 Basic Salary and Wages	202,000.00		202,000.00
Museums and Art Galleries: Museum (Dept 031)	Expenditure:Employee Related Cost:Municipal Staff:Salaries Wages and Allowances:Basic Salary and Wages	Fund:Operational:Revenue:General Revenue:Taxes:Property Rates:Levies	031200000 Basic Salary and Wages	708,915.00	(60,263.05)	648,651.95
Museums and Art Galleries: Museum (Dept 031)	Expenditure:Employee Related Cost:Municipal Staff:Social Contributions:Bargaining Council	Fund:Operational:Revenue:General Revenue:Taxes:Property Rates:Levies	031200160 Bargaining Council Levies	389.00	(53.48)	335.52
Museums and Art Galleries: Museum (Dept 031)	Expenditure:Employee Related Cost:Municipal Staff:Social Contributions:Group Life Insurance	Fund:Operational:Revenue:General Revenue:Taxes:Property Rates:Levies	031200080 Group Life Insurance	7,720.00	(1,690.21)	6,029.79
Museums and Art Galleries: Museum (Dept 031)	Expenditure:Employee Related Cost:Municipal Staff:Social Contributions:Medical	Fund:Operational:Revenue:General Revenue:Taxes:Property Rates:Levies	031200110 Medical Aid	79,924.00	(1,744.60)	78,179.40
Museums and Art Galleries: Museum (Dept 031)	Expenditure:Employee Related Cost:Municipal Staff:Social Contributions:Pension	Fund:Operational:Revenue:General Revenue:Taxes:Property Rates:Levies	031200140 Pension or Provident Fund	117,701.00	(1,669.40)	116,031.60
Museums and Art Galleries: Museum (Dept 031)	Expenditure:Employee Related Cost:Municipal Staff:Social Contributions:Unemployment Insurance	Fund:Operational:Revenue:General Revenue:Taxes:Property Rates:Levies	031200200 Unemployment Insurance Fund	5,489.00	(546.63)	4,952.37
Museums and Art Galleries: Museum (Dept 031)	Expenditure:Inventory Consumed:Consumables:Standard Rated	Fund:Operational:Revenue:General Revenue:Taxes:Property Rates:Levies	031260200 Cleansing Materials	3,219.00		3,219.00
Museums and Art Galleries: Museum (Dept 031)	Expenditure:Operational Cost:Advertising Publicity and Marketing:Corporate and Municipal Activities	Fund:Operational:Revenue:General Revenue:Taxes:Property Rates:Levies	031261995 Marketing	50,000.00		50,000.00
Museums and Art Galleries: Museum (Dept 031)	Expenditure:Operational Cost:Insurance Underwriting:Premiums	Fund:Operational:Revenue:General Revenue:Taxes:Property Rates:Levies	031260570 Insurance General	5,444.00		5,444.00
Museums and Art Galleries: Museum (Dept 031)	Expenditure:Operational Cost:Municipal Services	Fund:Operational:Revenue:General Revenue:Operational Revenue	031260740 Water and Sanitation	24,258.00		24,258.00
Museums and Art Galleries: Museum (Dept 031)	Expenditure:Operational Cost:Printing Publications and Books	Fund:Operational:Revenue:General Revenue:Taxes:Property Rates:Levies	031260100 Printing and Stationery	3,467.00		3,467.00
Museums and Art Galleries: Museum (Dept 031)	Expenditure:Operational Cost:Professional Bodies Membership and Subscription	Fund:Operational:Revenue:General Revenue:Taxes:Property Rates:Levies	031 SAMA Subscriptions	1,200.00		1,200.00
Museums and Art Galleries: Museum (Dept 031)	Expenditure:Operational Cost:Registration Fees:Seminars Conferences Workshops and Events:National	Fund:Operational:Revenue:General Revenue:Taxes:Property Rates:Levies	031260160 Conferencen and Workshops	3,000.00		3,000.00
Museums and Art Galleries: Museum (Dept 031)	Expenditure:Operational Cost:Skills Development Fund Levy	Fund:Operational:Revenue:General Revenue:Taxes:Property Rates:Levies	031200240 Skills Development Levy	7,441.00	(501.58)	6,939.42
Museums and Art Galleries: Museum (Dept 031)	Expenditure:Operational Cost:Uniform and Protective Clothing	Fund:Operational:Revenue:General Revenue:Taxes:Property Rates:Levies	031261100 Protective Clothing	4,230.00		4,230.00
Museums and Art Galleries: Museum (Dept 031)	Expenditure:Operational Cost:Workmen's Compensation Fund	Fund:Operational:Revenue:General Revenue:Taxes:Property Rates:Levies	031200230 Workmen's Compensation	7,441.00		7,441.00

Function	Item	Funding	SegmentDesc	TotalBudget	Adjustments	Adjusted Budget
Museums and Art Galleries: Museum (Dept 031)	Revenue:Non-exchange Revenue:Transfers and Subsidies:Capital:Monetary Allocations:Provincial	Fund:Capital:Transfers and Subsidies:Monetary Allocations:Provincial Government:KwazuluNatal:Infrastru	031055010 Museum Subsidies capital	(800,000.00)		(800,000.00)
Museums and Art Galleries: Museum (Dept 031)	Revenue:Non-exchange Revenue:Transfers and Subsidies:Operational:Monetary Allocations:Provincial	Fund:Operational:Transfers and Subsidies:Monetary Allocations:Provincial Government:KwazuluNatal:Capacity	031055010 Museum Subsidies operational	(202,000.00)		(202,000.00)
Municipal Manager Town Secretary and Chief Executive: Municipal Managers	Expenditure:Contracted Services:Consultants and Professional Services:Legal Cost:Legal Advice and Litigation	Fund:Operational:Revenue:General Revenue:Taxes:Property Rates:Levies	02260640 Legal Services	3,200,000.00		3,200,000.00
Municipal Manager Town Secretary and Chief Executive: Municipal Managers	Expenditure:Contracted Services:Contractors:Event Promoters	Fund:Operational:Revenue:General Revenue:Taxes:Property Rates:Levies	02261846 Mandela Day Celebration	50,000.00		50,000.00
Municipal Manager Town Secretary and Chief Executive: Municipal Managers	Expenditure:Contracted Services:Contractors:Event Promoters	Fund:Operational:Revenue:General Revenue:Equitable Share	022 Umkhosi welemba	30,000.00		30,000.00
Municipal Manager Town Secretary and Chief Executive: Municipal Managers Office (Dept 022)	Expenditure:Contracted Services:Contractors:Event Promoters	Fund:Operational:Revenue:General Revenue:Equitable Share	022 Gender interventions	150,000.00		150,000.00
Municipal Manager Town Secretary and Chief Executive: Municipal Managers	Expenditure:Contracted Services:Contractors:Event Promoters	Fund:Operational:Revenue:General Revenue:Equitable Share	022 Umkhosi Weselwa	50,000.00		50,000.00
Municipal Manager Town Secretary and Chief Executive: Municipal Managers Office (Dept 022)	Expenditure:Contracted Services:Outsourced Services:Personnel and Labour	Fund:Operational:Revenue:General Revenue:Taxes:Property Rates:Levies	022260120 By Laws Promulgations	150,000.00		150,000.00
Municipal Manager Town Secretary and Chief Executive: Municipal Managers	Expenditure:Contracted Services:Outsourced Services:Professional Staff	Fund:Operational:Revenue:General Revenue:Taxes:Property Rates:Levies	022 Strategic Planning	200,000.00		200,000.00
Municipal Manager Town Secretary and Chief Executive: Municipal Managers Office (Dept 022)	Expenditure:Contracted Services:Outsourced Services:Professional Staff	Fund:Operational:Revenue:General Revenue:Equitable Share	022261782 Inter Relations Programmes	44,305.00		44,305.00
Municipal Manager Town Secretary and Chief Executive: Municipal Managers	Expenditure:Depreciation and Amortisation:Depreciation:Computer Equipment	Fund:Non-funding Transactions	022 Computer Equipment Depreciation	48,825.00		48,825.00
Municipal Manager Town Secretary and Chief Executive: Municipal Managers	Expenditure:Depreciation and Amortisation:Depreciation:Furniture and Office Equipment	Fund:Non-funding Transactions	022 Furniture and Office Equipment Depreciation	4,304.00		4,304.00
Municipal Manager Town Secretary and Chief Executive: Municipal Managers Office (Dept 022)	Expenditure:Depreciation and Amortisation:Depreciation:Machinery and Equipment	Fund:Non-funding Transactions	022 Machinery and Equipment Depreciation	2,508.00		2,508.00
Municipal Manager Town Secretary and Chief Executive: Municipal Managers	Expenditure:Depreciation and Amortisation:Depreciation:Other Assets:Operational Buildings:Municipal Offices	Fund:Non-funding Transactions	022 Operational Buildings Depreciation	7,872.00		7,872.00
Municipal Manager Town Secretary and Chief Executive: Municipal Managers	Expenditure:Employee Related Cost:Municipal Staff:Salaries Wages and Allowances:Basic Salary and Wages	Fund:Operational:Revenue:General Revenue:Taxes:Property Rates:Levies	022200600 Basic Salary and Wages	8,490,467.00	(799,508.67)	7,696,958.33
Municipal Manager Town Secretary and Chief Executive: Municipal Managers Office (Dept 022)	Expenditure:Employee Related Cost:Senior Management:Municipal Manager (MM):Salaries and Allowances:Basic Salary	Fund:Operational:Revenue:General Revenue:Taxes:Property Rates:Levies	022 MM Basic Salary and Wages	1,575,158.00	-	1,575,158.00
Municipal Manager Town Secretary and Chief Executive: Municipal Managers Office (Dept 022)	Expenditure:Employee Related Cost:Municipal Staff:Social Contributions:Pension	Fund:Operational:Revenue:General Revenue:Taxes:Property Rates:Levies	022200140 Pension or Provident Fund	1,417,737.00	(179,226.62)	1,238,510.38
Municipal Manager Town Secretary and Chief Executive: Municipal Managers	Expenditure:Employee Related Cost:Municipal Staff:Salaries Wages and Allowances:Allowances:Travel or Motor Vehicle	Fund:Operational:Revenue:General Revenue:Taxes:Property Rates:Levies	022200180 Travel or Motor Vehicle Allowance	1,151,835.00	(65,004.84)	1,085,830.16
Municipal Manager Town Secretary and Chief Executive: Municipal Managers Office (Dept 022)	Expenditure:Employee Related Cost:Senior Management:Designation (Executive Director - Corporate Services):Salaries and Allowances:Basic Salary	Fund:Operational:Revenue:General Revenue:Taxes:Property Rates:Levies	022 ED Corporate Governance Basic Salary and Wages	801,304.00	286,526.86	1,087,830.86
Municipal Manager Town Secretary and Chief Executive: Municipal Managers Office (Dept 022)	Expenditure:Employee Related Cost:Municipal Staff:Salaries Wages and Allowances:Allowances:Service Related Benefits:Bonus	Fund:Operational:Revenue:General Revenue:Taxes:Property Rates:Levies	022200010 Bonus	724,205.00	(12,363.00)	711,843.00
Municipal Manager Town Secretary and Chief Executive: Municipal Managers	Expenditure:Employee Related Cost:Municipal Staff:Social Contributions:Medical	Fund:Operational:Revenue:General Revenue:Taxes:Property Rates:Levies	022200110 Medical Aid	518,205.00	(43,908.12)	474,297.88

Function	Item	Funding	SegmentDesc	TotalBudget	Adjustments	Adjusted Budget
Municipal Manager Town Secretary and Chief Executive: Municipal Managers Office (Dept 022)	Expenditure:Employee Related Cost:Municipal Staff:Salaries Wages and Allowances:Allowances:Service Related Benefits:Leave Pay	Fund:Operational:Revenue:General Revenue:Taxes:Property Rates:Levies	022200020 Leave Pay	181,989.00	177,275.12	359,264.12
Municipal Manager Town Secretary and Chief Executive: Municipal Managers	Expenditure:Employee Related Cost:Senior Management:Designation (Executive Director - Corporate Services):Social Contributions:Pension	Fund:Operational:Revenue:General Revenue:Taxes:Property Rates:Levies	022 ED Pension	209,942.00	(11,991.88)	197,950.12
Municipal Manager Town Secretary and Chief Executive: Municipal Managers	Expenditure:Employee Related Cost:Senior Management:Designation (Executive Director - Corporate Services):Salaries and Allowances:Allowance:Travel or Motor	Fund:Operational:Revenue:General Revenue:Taxes:Property Rates:Levies	022 ED Travel Allowance	185,400.00	-	185,400.00
Municipal Manager Town Secretary and Chief Executive: Municipal Managers Office (Dept 022)	Expenditure:Employee Related Cost:Senior Management:Municipal Manager (MM):Social Contributions:Pension	Fund:Operational:Revenue:General Revenue:Taxes:Property Rates:Levies	022 MM Pension	283,607.00	(141,255.79)	142,351.21
Municipal Manager Town Secretary and Chief Executive: Municipal Managers	Expenditure:Employee Related Cost:Municipal Staff:Salaries Wages and Allowances:Allowances:Service Related Benefits:OverTime:Structured	Fund:Operational:Revenue:General Revenue:Taxes:Property Rates:Levies	022200060 Overtime: Structured	190,395.00	(83,634.89)	106,760.11
Municipal Manager Town Secretary and Chief Executive: Municipal Managers Office (Dept 022)	Expenditure:Operational Cost:Skills Development Fund Levy	Fund:Operational:Revenue:General Revenue:Taxes:Property Rates:Levies	022 Skills Development Levy	106,531.00	(9,150.86)	97,370.14
Municipal Manager Town Secretary and Chief Executive: Municipal Managers Office (Dept 022)	Expenditure:Employee Related Cost:Senior Management:Municipal Manager (MM):Salaries and Allowances:Allowance:Travel or Motor Vehicle	Fund:Operational:Revenue:General Revenue:Taxes:Property Rates:Levies	022 MM Travel Allowance	96,000.00	-	96,000.00
Municipal Manager Town Secretary and Chief Executive: Municipal Managers	Expenditure:Employee Related Cost:Municipal Staff:Salaries Wages and Allowances:Allowances:Cellular and Telephone	Fund:Operational:Revenue:General Revenue:Taxes:Property Rates:Levies	022200190 Cellular and Telephone Allowance	87,674.00	(7,951.17)	79,722.83
Municipal Manager Town Secretary and Chief Executive: Municipal Managers	Expenditure:Employee Related Cost:Municipal Staff:Social Contributions:Group Life Insurance	Fund:Operational:Revenue:General Revenue:Taxes:Property Rates:Levies	022200080 Group Life Insurance	80,577.00	(18,478.55)	62,098.45
Municipal Manager Town Secretary and Chief Executive: Municipal Managers	Expenditure:Employee Related Cost:Municipal Staff:Salaries Wages and Allowances:Allowances:Housing Benefits and Incidental:Housing Benefits	Fund:Operational:Revenue:General Revenue:Taxes:Property Rates:Levies	022200090 Housing Benefits Subsidy	48,734.00	(4,874.58)	43,859.42
Municipal Manager Town Secretary and Chief Executive: Municipal Managers	Expenditure:Employee Related Cost:Municipal Staff:Social Contributions:Unemployment Insurance	Fund:Operational:Revenue:General Revenue:Taxes:Property Rates:Levies	Municipal Managers Office UIF 022200200	41,003.00	(11,761.14)	29,241.86
Municipal Manager Town Secretary and Chief Executive: Municipal Managers Office (Dept 022)	Expenditure:Employee Related Cost:Senior Management:Municipal Manager (MM):Salaries and Allowances:Allowance:Cellular and Telephone	Fund:Operational:Revenue:General Revenue:Taxes:Property Rates:Levies	022 MM Cellular and Telephone Allowance	17,160.00	-	17,160.00
Municipal Manager Town Secretary and Chief Executive:	Expenditure:Operational Cost:Skills Development Fund Levy	Fund:Operational:Revenue:General Revenue:Taxes:Property Rates:Levies	022 MM Skills Development Levy	18,255.00	(4,692.83)	13,562.17
Municipal Manager Town Secretary and Chief Executive:	Expenditure:Employee Related Cost:Senior Management:Designation (\$56 Director: EPS):Salaries and	Fund:Operational:Revenue:General Revenue:Taxes:Property Rates:Levies	022 ED Cellular and Telephone Allowance	14,520.00	790.00	15,310.00
Municipal Manager Town Secretary and Chief Executive:	Expenditure:Operational Cost:Skills Development Fund Levy	Fund:Operational:Revenue:General Revenue:Taxes:Property Rates:Levies	022 ED Skills Development Levy	13,431.00	(2,589.00)	10,842.00
Municipal Manager Town Secretary and Chief Executive:	Expenditure:Employee Related Cost:Senior Management:Designation (\$56 Director: EPS):Salaries and Allowances:Bonuses	Fund:Operational:Revenue:General Revenue:Taxes:Property Rates:Levies	022 ED Bonus	78,936.00	71,064.00	150,000.00
Municipal Manager Town Secretary and Chief Executive:	Expenditure:Employee Related Cost:Senior Management:Designation:Salaries and Allowances:Allowance:Non-pensionable	Fund:Operational:Revenue:General Revenue:Taxes:Property Rates:Levies	022 ED Non-Pensionable	298,860.00	-	298,860.00
Municipal Manager	Expenditure:Employee Related Cost:Senior	Fund:Operational:Revenue:General	022 MM Bonus	156,381.00	-	156,381.00
Municipal Manager Town Secretary and Chief Executive: Municipal Managers	Expenditure:Operational Cost:Travel and Subsistence:Domestic:Accommodation	Fund:Operational:Revenue:General Revenue:Taxes:Property Rates:Levies	022260900 Travel and Subsistence	50,000.00	-	50,000.00
Municipal Manager Town Secretary and Chief Executive:	Expenditure:Inventory Consumed:Consumables:Standard Rated	Fund:Operational:Revenue:General Revenue:Taxes:Property Rates:Levies	022260200 Cleansing Materials	2,085.00	-	2,085.00
Municipal Manager Town Secretary and Chief Executive:	Expenditure:Operating Leases:Furniture and Office Equipment	Fund:Operational:Revenue:General Revenue:Taxes:Property Rates:Levies	022 Photocopier rentals leases	5,000.00	-	5,000.00
Municipal Manager Town Secretary and Chief Executive:	Expenditure:Operational Cost:Achievements and Awards	Fund:Operational:Revenue:General Revenue:Equitable Share	022261976 Batho Pele Programme	50,000.00	-	50,000.00
Municipal Manager Town Secretary and Chief Executive:	Expenditure:Operational Cost:Insurance Underwriting:Premiums	Fund:Operational:Revenue:General Revenue:Taxes:Property Rates:Levies	022260570 Insurance General	28,000.00	-	28,000.00
Municipal Manager Town Secretary and Chief Executive:	Expenditure:Operational Cost:Municipal Services	Fund:Operational:Revenue:General Revenue:Taxes:Property Rates:Levies	022260740 Water and Sanitation	3,603.00	-	3,603.00
Municipal Manager Town Secretary and Chief Executive:	Expenditure:Operational Cost:Printing Publications and Books	Fund:Operational:Revenue:General Revenue:Taxes:Property Rates:Levies	022260100 Printing and Stationery	5,452.00	-	5,452.00
Municipal Manager Town Secretary and Chief Executive: Municipal Managers	Expenditure:Operational Cost:Registration Fees:Seminars Conferences Workshops and Events:National	Fund:Operational:Revenue:General Revenue:Taxes:Property Rates:Levies	022260160 Conferences and Workshops	7,500.00	-	7,500.00

Function	Item	Funding	SegmentDesc	TotalBudget	Adjustments	Adjusted Budget
Municipal Manager Town Secretary and Chief Executive; Municipal Managers Office (Dept 022)	Expenditure:Employee Related Cost:Municipal Staff:Social Contributions:Bargaining Council	Fund:Operational:Revenue:General Revenue:Taxes:Property Rates:Levies	022200160 Bargaining Council Levies	2,981.00	(1,219.52)	1,761.48
Municipal Manager Town Secretary and Chief Executive; Municipal Managers	Expenditure:Employee Related Cost:Senior Management:Designation (Executive Director - Corporate Services):Social Contributions:Unemployment Insurance	Fund:Operational:Revenue:General Revenue:Taxes:Property Rates:Levies	022 ED Unemployment Insurance	2,020.00	(235.36)	1,784.64
Municipal Manager Town Secretary and Chief Executive; Municipal Managers	Expenditure:Employee Related Cost:Senior Management:Municipal Manager (MM):Social Contributions:Unemployment Insurance	Fund:Operational:Revenue:General Revenue:Taxes:Property Rates:Levies	022200200 Unemployment Insurance Fund	2,020.00	2,980.00	5,000.00
Municipal Manager Town Secretary and Chief Executive; Municipal Managers Office (Dept 022)	Expenditure:Employee Related Cost:Senior Management:Designation (\$56 Director; EPS):Social Contributions:Bargaining Council	Fund:Operational:Revenue:General Revenue:Taxes:Property Rates:Levies	022 ED Bargaining Council Levies	130.00	(17.48)	112.52
Municipal Manager Town Secretary and Chief Executive; Municipal Managers Office (Dept 022)	Expenditure:Employee Related Cost:Senior Management:Municipal Manager (MM):Social Contributions:Bargaining Council	Fund:Operational:Revenue:General Revenue:Taxes:Property Rates:Levies	022 MM Bargaining Council Levies	130.00	(9.48)	120.52
Municipal Manager Town Secretary and Chief Executive; Municipal Managers	Expenditure:Operational Cost:Wet Fuel	Fund:Operational:Revenue:General Revenue:Operational Revenue	022260810 Sundry Oils and Fuel	4,650.00		4,650.00
Municipal Manager Town Secretary and Chief Executive;	Expenditure:Operational Cost:Workmen's Compensation Fund	Fund:Operational:Revenue:General Revenue:Taxes:Property Rates:Levies	022 ED Workmen's Compensation	10,801.00		10,801.00
Municipal Manager Town Secretary and Chief Executive;	Expenditure:Operational Cost:Workmen's Compensation Fund	Fund:Operational:Revenue:General Revenue:Taxes:Property Rates:Levies	022 Workmen's Compensation	106,135.00		106,135.00
Municipal Manager Town Secretary and Chief Executive;	Expenditure:Operational Cost:Workmen's Compensation Fund	Fund:Operational:Revenue:General Revenue:Taxes:Property Rates:Levies	022 MM Workmen's Compensation	18,447.00		18,447.00
Municipal Manager Town Secretary and Chief Executive;	Expenditure:Transfers and Subsidies:Operational:Allocations In- kind:Households:Social Assistance:Social	Fund:Operational:Revenue:General Revenue:Equitable Share	022261766 Operation Sukuma Sakhe	2,410,997.00	(800,000.00)	1,610,997.00
Municipal Manager Town Secretary and Chief Executive; Municipal Managers	Expenditure:Transfers and Subsidies:Operational:Allocations In- kind:Households:Social Assistance:Social Relief	Fund:Operational:Revenue:General Revenue:Equitable Share	022261812 Masakhane Campaign	70,000.00	70,000.00	140,000.00
Municipal Manager Town Secretary and Chief Executive;	Expenditure:Transfers and Subsidies:Operational:Allocations In- kind:Households:Social Assistance:Social	Fund:Operational:Revenue:General Revenue:Equitable Share	022 Operation Mbo	60,000.00		60,000.00
Municipal Manager Town Secretary and Chief Executive;	Revenue:Default	Fund:Non-funding Transactions	022280060 Charges to Other Department	(1,753,381.00)		(1,753,381.00)
Municipal Manager Town Secretary and Chief Executive;	Revenue:Non-exchange Revenue:Transfers and Subsidies:Operational:Monetary	Fund:Operational:Revenue:General Revenue:Equitable Share	022055095 Equitable Share	(3,515,302.00)		(3,515,302.00)
Municipal Manager Town	Expenditure:Default	Fund:Non-funding Transactions	022260970 Electricity and Rates Costing	10,548		10,548
Municipal Manager Town Secretary and Chief Executive;	Expenditure:Employee Related Cost:Municipal Staff:Salaries Wages and Allowances:Allowances:Cellular and	Fund:Operational:Revenue:General Revenue:Taxes:Property Rates:Levies	065200190 Cellular and Telephone Allowance	21,384.00	(374.00)	21,010.00
Municipal Manager Town Secretary and Chief Executive;	Expenditure:Employee Related Cost:Municipal Staff:Salaries Wages and Allowances:Allowances:Housing Benefits	Fund:Operational:Revenue:General Revenue:Taxes:Property Rates:Levies	065200090 Housing Benefits Subsidy	15,578.00	(2,934.76)	12,643.24
Municipal Manager Town Secretary and Chief Executive;	Expenditure:Employee Related Cost:Municipal Staff:Salaries Wages and Allowances:Allowances:Service Related	Fund:Operational:Revenue:General Revenue:Taxes:Property Rates:Levies	065200010 Bonus	157,960.00		157,960.00
Municipal Manager Town Secretary and Chief Executive;	Expenditure:Employee Related Cost:Municipal Staff:Salaries Wages and Allowances:Allowances:Service Related	Fund:Operational:Revenue:General Revenue:Taxes:Property Rates:Levies	065200020 Leave Pay	61,674.00	(13,220.92)	48,453.08
Municipal Manager Town Secretary and Chief Executive;	Expenditure:Employee Related Cost:Municipal Staff:Salaries Wages and Allowances:Allowances:Travel or Motor	Fund:Operational:Revenue:General Revenue:Taxes:Property Rates:Levies	065200180 Travel or Motor Vehicle Allowance	262,375.00	(4,433.80)	257,941.20
Municipal Manager Town Secretary and Chief Executive;	Expenditure:Employee Related Cost:Municipal Staff:Salaries Wages and Allowances:Basic Salary and Wages	Fund:Operational:Revenue:General Revenue:Taxes:Property Rates:Levies	065200000 Basic Salary and Wages	1,990,200.00	(85,362.41)	1,904,837.59
Municipal Manager Town Secretary and Chief Executive;	Expenditure:Employee Related Cost:Municipal Staff:Social Contributions:Bargaining Council	Fund:Operational:Revenue:General Revenue:Taxes:Property Rates:Levies	065200160 Bargaining Council Levies	648.00	(303.16)	344.84
Municipal Manager Town Secretary and Chief Executive;	Expenditure:Employee Related Cost:Municipal Staff:Social Contributions:Group Life Insurance	Fund:Operational:Revenue:General Revenue:Taxes:Property Rates:Levies	065200080 Group Life Insurance	16,586.00	(14,391.83)	2,194.17
Municipal Manager Town Secretary and Chief Executive; Executive Management	Expenditure:Employee Related Cost:Municipal Staff:Social Contributions:Medical	Fund:Operational:Revenue:General Revenue:Taxes:Property Rates:Levies	065200110 Medical Aid	124,235.00	(1,643.60)	122,591.40
Municipal Manager Town Secretary and Chief Executive; Executive Management	Expenditure:Employee Related Cost:Municipal Staff:Social Contributions:Pension	Fund:Operational:Revenue:General Revenue:Taxes:Property Rates:Levies	065200140 Pension or Provident Fund	312,623.00	(26,040.28)	286,582.72
Municipal Manager Town Secretary and Chief Executive; Executive Management (Dept 065)	Expenditure:Employee Related Cost:Municipal Staff:Social Contributions:Unemployment Insurance	Fund:Operational:Revenue:General Revenue:Taxes:Property Rates:Levies	065200200 Unemployment Insurance Fund	7,371.00	(1,245.45)	6,125.55

Function	Item	Funding	SegmentDesc	TotalBudget	Adjustments	Adjusted Budget
Municipal Manager Town Secretary and Chief Executive: Executive Management	Expenditure:Employee Related Cost:Senior Management:Designation (Executive Director - Municipal Services):Salaries and Allowances:Allowance:Travel or Motor	Fund:Operational:Revenue:General Revenue:Taxes:Property Rates:Levies	065 ED Travel Allowance	180,000.00	-	180,000.00
Municipal Manager Town Secretary and Chief Executive:	Expenditure:Employee Related Cost:Senior Management:Designation (Executive Director - Municipal Services):Salaries and Allowances:Allowance:Travel or Motor	Fund:Operational:Revenue:General Revenue:Taxes:Property Rates:Levies	065 ED Community Services Basic Salary and Wages	1,104,425.00	(48,853.29)	1,055,571.71
Municipal Manager Town Secretary and Chief Executive:	Expenditure:Employee Related Cost:Senior Management:Designation (Executive Director - Municipal Services):Social	Fund:Operational:Revenue:General Revenue:Taxes:Property Rates:Levies	065 ED Pension	198,852.00	(8,180.17)	190,661.83
Municipal Manager Town Secretary and Chief Executive:	Expenditure:Employee Related Cost:Senior Management:Designation (Executive Director - Municipal Services):Social	Fund:Operational:Revenue:General Revenue:Taxes:Property Rates:Levies	065 ED Unemployment Insurance	2,020.00	(234.08)	1,785.92
Municipal Manager Town Secretary and Chief Executive: Executive Management	Expenditure:Employee Related Cost:Senior Management:Designation (S56 Director: Corporate Services):Salaries and Allowances:Allowance:Cellular and	Fund:Operational:Revenue:General Revenue:Taxes:Property Rates:Levies	065 ED Cellular and Telephone Allowance	14,520.00	790.00	15,310.00
Municipal Manager Town Secretary and Chief Executive: Executive Management	Expenditure:Employee Related Cost:Senior Management:Designation (S56 Director: Corporate Services):Salaries and Allowances:Bonuses	Fund:Operational:Revenue:General Revenue:Taxes:Property Rates:Levies	065 ED Bonus	118,662.00	31,338.00	150,000.00
Municipal Manager Town Secretary and Chief Executive:	Expenditure:Employee Related Cost:Senior Management:Designation (S56 Director: Corporate Services):Social	Fund:Operational:Revenue:General Revenue:Taxes:Property Rates:Levies	065 ED Bargaining Council Levies	130.00	(17.48)	112.52
Municipal Manager Town Secretary and Chief Executive:	Expenditure:Operational Cost:Advertising Publicity and Marketing:Corporate and Municipal Activities	Fund:Operational:Revenue:General Revenue:Taxes:Property Rates:Levies	065260030 Advertising	14,162.00		14,162.00
Municipal Manager Town Secretary and Chief Executive:	Expenditure:Operational Cost:Insurance Underwriting:Premiums	Fund:Operational:Revenue:General Revenue:Taxes:Property Rates:Levies	065260570 Insurance General	24,384.00		24,384.00
Municipal Manager	Expenditure:Operational Cost:Printing	Fund:Operational:Revenue:General	065260100 Printing and Stationery	18,003.00		18,003.00
Municipal Manager Town Secretary and Chief Executive: Executive Management	Expenditure:Operational Cost:Skills Development Fund Levy	Fund:Operational:Revenue:General Revenue:Taxes:Property Rates:Levies	065 Skills Development Levy	23,786.00	(1,041.84)	22,744.16
Municipal Manager Town Secretary and Chief Executive:	Expenditure:Operational Cost:Skills Development Fund Levy	Fund:Operational:Revenue:General Revenue:Taxes:Property Rates:Levies	065 ED Skills Development Levy	13,815.00	(3,548.53)	10,267.47
Municipal Manager Town Secretary and Chief Executive:	Expenditure:Operational Cost:Workmen's Compensation Fund	Fund:Operational:Revenue:General Revenue:Taxes:Property Rates:Levies	065 Workmen's Compensation	38,487.00		38,487.00
Mayor and Council: Council General Expenses (Dept 020)	Expenditure:Default	Fund:Non-funding Transactions	020260970 Electricity and Rates Costing	3,838,516		3,838,516
Mayor and Council: Council General Expenses (Dept 020)	Expenditure:Default	Fund:Non-funding Transactions	020290000 Vehicles and Plant Costing	68,085		68,085
Mayor and Council: Council General Expenses (Dept 020)	Expenditure:Bad Debts Written Off	Fund:Operational:Revenue:General Revenue:Equitable Share	020260130 Bad Debts Written Off	1,639,507.00		1,639,507.00
Mayor and Council: Council General Expenses (Dept 020)	Expenditure:Contracted Services:Contractors:Maintenance of Equipment	Fund:Operational:Revenue:General Revenue:Equitable Share	020235230 Vehicles and Plant	215,746.00		215,746.00
Mayor and Council: Council General Expenses (Dept 020)	Expenditure:Depreciation and Amortisation:Amortisation:Intangible Assets:Licences and Rights:Computer Software and Applications	Fund:Non-funding Transactions	020 Licences and Rights Amortisation	30,938.00		30,938.00
Mayor and Council: Council General Expenses (Dept 020)	Expenditure:Depreciation and Amortisation:Depreciation:Community Assets:Community Facilities:Centres	Fund:Non-funding Transactions	020 Community Facilities Depreciation	16,400.00		16,400.00
Mayor and Council: Council General Expenses (Dept 020)	Expenditure:Depreciation and Amortisation:Depreciation:Computer Equipment	Fund:Non-funding Transactions	020 Computer Equipment Depreciation	47,969.00		47,969.00
Mayor and Council: Council General Expenses (Dept 020)	Expenditure:Depreciation and Amortisation:Depreciation:Furniture and Office Equipment	Fund:Non-funding Transactions	020 Furniture and Office Equipment Depreciation	51,210.00		51,210.00
Mayor and Council: Council General Expenses (Dept 020)	Expenditure:Depreciation and Amortisation:Depreciation:Machinery and Equipment	Fund:Non-funding Transactions	020 Machinery and Equipment Depreciation	37,610.00		37,610.00
Mayor and Council: Council General Expenses (Dept 020)	Expenditure:Depreciation and Amortisation:Depreciation:Other Assets:Housing:Social Housing	Fund:Non-funding Transactions	020 Housing Depreciation	381,990.00		381,990.00
Mayor and Council: Council General Expenses (Dept 020)	Expenditure:Depreciation and Amortisation:Depreciation:Other Assets:Operational Buildings:Municipal	Fund:Non-funding Transactions	020 Operational Buildings Depreciation	61,267.00		61,267.00
Mayor and Council: Council General Expenses (Dept 020)	Expenditure:Depreciation and Amortisation:Depreciation:Transport Assets	Fund:Non-funding Transactions	020 Transport Assets Depreciation	39,486.00		39,486.00
Mayor and Council: Council General Expenses (Dept 020)	Expenditure:Employee Related Cost:Municipal Staff:Social Contributions:Medical	Fund:Operational:Revenue:General Revenue:Equitable Share	020200110 Medical Aid for Retired Employees	3,471,949.00		3,471,949.00
Mayor and Council: Council General Expenses (Dept 020)	Expenditure:Operating Leases:Community Assets	Fund:Operational:Revenue:General Revenue:Equitable Share	020261532 Rental for Displaced Councillors	50,283.00		50,283.00

Function	Item	Funding	SegmentDesc	TotalBudget	Adjustments	Adjusted Budget
Mayor and Council: Council General Expenses (Dept 020)	Expenditure:Operational Cost:Contribution to Provisions:Decommissioning Restoration	Fund:Non-funding Transactions	020260972 Retirement Recognition	10,187,580.00		10,187,580.00
Mayor and Council: Council General Expenses (Dept 020)	Expenditure:Operational Cost:Contribution to Provisions:Decommissioning Restoration	Fund:Non-funding Transactions	020220090 Staff Bonus Provison	730,710.00		730,710.00
Mayor and Council: Council General Expenses (Dept 020)	Expenditure:Operational Cost:Contribution to Provisions:Decommissioning Restoration and Similar Liabilities:Non-specific	Fund:Non-funding Transactions	020220080 Leave Provision	1,154,310.00		1,154,310.00
Mayor and Council: Council General Expenses (Dept 020)	Expenditure:Operational Cost:Entertainment:Total for All Other Councilors	Fund:Operational:Revenue:General Revenue:Equitable Share	020260330 Refreshments Councilors	124,590.00		124,590.00
Mayor and Council: Council General Expenses (Dept 020)	Expenditure:Operational Cost:Entertainment:Total for All Other Councilors	Fund:Operational:Revenue:General Revenue:Equitable Share	020261531 Caucus Fund	195,745.00		195,745.00
Mayor and Council: Council General Expenses (Dept 020)	Expenditure:Operational Cost:External Audit Fees	Fund:Operational:Revenue:General Revenue:Taxes:Property Rates:Levies	020260035 External Audit Fees	2,664,135.00		2,664,135.00
Mayor and Council: Council General Expenses (Dept 020)	Expenditure:Operational Cost:Insurance Underwriting:Excess Payments	Fund:Operational:Revenue:General Revenue:Equitable Share	020261060 Excess on Insurance	319,100.00	(150,000.00)	169,100.00
Mayor and Council: Council General Expenses (Dept 020)	Expenditure:Operational Cost:Insurance Underwriting:Premiums	Fund:Operational:Revenue:General Revenue:Equitable Share	020260570 Insurance General	393,021.00		393,021.00
Mayor and Council: Council General Expenses (Dept 020)	Expenditure:Operational Cost:Management Fee	Fund:Operational:Revenue:General Revenue:Equitable Share	020261709 Council Training	56,005.00		56,005.00
Mayor and Council:	Expenditure:Operational Cost:Municipal	Fund:Operational:Revenue:General	020260740 Water and Sanitation	2,297,738.00		2,297,738.00
Mayor and Council: Council General Expenses (Dept 020)	Expenditure:Operational Cost:Professional Bodies Membership and Subscription	Fund:Operational:Revenue:General Revenue:Equitable Share	020260560 Contribution for subscription to SALGA	4,473,221.00		4,473,221.00
Mayor and Council: Council General Expenses (Dept 020)	Expenditure:Operational Cost:Registration Fees:Seminars Conferences Workshops and Events:National	Fund:Operational:Revenue:General Revenue:Equitable Share	020260160 Conferences and Workshops	195,482.00		195,482.00
Mayor and Council: Council General Expenses (Dept 020)	Expenditure:Operational Cost:Travel and Subsistence:Domestic:Accommodation	Fund:Operational:Revenue:General Revenue:Equitable Share	020260900 Travel and Subsistence	281,432.00		281,432.00
Mayor and Council: Council General Expenses (Dept 020)	Expenditure:Operational Cost:Travel and Subsistence:Domestic:Daily Allowance	Fund:Operational:Revenue:General Revenue:Equitable Share	020260910 Travelling and Other Expenses	499,082.00		499,082.00
Mayor and Council: Council General Expenses (Dept 020)	Expenditure:Operational Cost:Vehicle Tracking	Fund:Operational:Revenue:General Revenue:Equitable Share	020261530 Tracking Fees	23,511.00		23,511.00
Mayor and Council: Council General Expenses (Dept 020)	Expenditure:Operational Cost:Wet Fuel	Fund:Operational:Revenue:General Revenue:Equitable Share	020260810 Sundry Oils and Fuel	603,179.00		603,179.00
Mayor and Council: Council General Expenses (Dept 020)	Expenditure:Remuneration of Councilors:Total for All Other Councilors:Allowances and Service Related Benefits:Basic Salary	Fund:Operational:Revenue:General Revenue:Equitable Share	020200030 Councilors Allowances	16,210,091.00		16,210,091.00
Mayor and Council: Council General Expenses (Dept 020)	Expenditure:Remuneration of Councilors:Total for All Other Councilors:Allowances and Service	Fund:Operational:Revenue:General Revenue:Equitable Share	020 Councilor Telephone Allowance	2,465,136.00		2,465,136.00
Mayor and Council: Council General Expenses (Dept 020)	Expenditure:Remuneration of Councilors:Total for All Other Councilors:Allowances and Service Related Benefits:Motor Vehicle Allowance	Fund:Operational:Revenue:General Revenue:Equitable Share	020 Councilor Travel Allowance	5,368,050.00		5,368,050.00
Mayor and Council: Council General Expenses (Dept 020)	Expenditure:Transfers and Subsidies:Operational:Allocations In- kind:Households:Social Assistance:Grant In Aid	Fund:Operational:Revenue:General Revenue:Equitable Share	020260550 Grants-In-Aid	768,345.00		768,345.00
Mayor and Council: Council General Expenses (Dept 020)	Expenditure:Transfers and Subsidies:Operational:Monetary Allocations:Households:Other Transfers (Cash):Other (National Housing	Fund:Operational:Revenue:General Revenue:Equitable Share	020261534 Isizwe Development Programmes	323,630.00		323,630.00
Mayor and Council: Council General Expenses (Dept 020)	Revenue:Default	Fund:Non-funding Transactions	020280060 Charges to Other Department	(3,863,580.00)		(3,863,580.00)
Mayor and Council: Council General Expenses (Dept 020)	Revenue:Exchange Revenue:Operational Revenue:Administrative Handling Fees	Fund:Operational:Revenue:General Revenue:Operational Revenue	Council General Exp DISBURSEMENT0200101085	(140,514.00)		(140,514.00)
Mayor and Council: Council General Expenses (Dept 020)	Revenue:Exchange Revenue:Operational Revenue:Collection Charges	Fund:Operational:Revenue:General Revenue:Operational Revenue	020 Operational Revenue:Collection Charges	(39,293.00)		(39,293.00)
Mayor and Council: Council General Expenses (Dept 020)	Revenue:Exchange Revenue:Operational Revenue:Incidental Cash Surpluses	Fund:Operational:Revenue:General Revenue:Operational Revenue	020602500 Sundries	(141,684.00)		(141,684.00)
Mayor and Council: Council General Expenses (Dept 020)	Revenue:Exchange Revenue:Operational Revenue:Insurance Refund	Fund:Operational:Revenue:General Revenue:Operational Revenue	020000700 Proceeds from Insurance	(120,000.00)		(120,000.00)

Function	Item	Funding	SegmentDesc	TotalBudget	Adjustments	Adjusted Budget
Mayor and Council: Council General Expenses (Dept 020)	Revenue:Exchange Revenue:Rental from Fixed Assets:Non-market Related:Property Plant and Equipment:Ad-hoc rentals:Community Assets	Fund:Operational:Revenue:General Revenue:Rental from Fixed Assets	020000160 Council Assets	(951,210.00)		(951,210.00)
Mayor and Council: Council General Expenses (Dept 020)	Revenue:Exchange Revenue:Sales of Goods and Rendering of Services:Legal Fees	Fund:Operational:Revenue:General Revenue:Operational Revenue	020060130 Legal Fees Recovered	(224,512.00)		(224,512.00)
Mayor and Council: Council General Expenses (Dept 020)	Revenue:Exchange Revenue:Sales of Goods and Rendering of Services:Management Fees	Fund:Non-funding Transactions	02000260 Revaluation of Investment Properties	(2,647,500.00)		(2,647,500.00)
Mayor and Council: Council General Expenses (Dept 020)	Revenue:Non-exchange Revenue:Transfers and Subsidies:Operational:Monetary	Fund:Operational:Revenue:General Revenue:Equitable Share	020055095 Equitable Share	(40,814,357.00)		(40,814,357.00)
Marketing Customer Relations Publicity and Media Co-ordination:	Expenditure:Contracted Services:Contractors:Event Promoters	Fund:Operational:Revenue:General Revenue:Taxes:Property Rates:Levies	024261669 KDM Music Festival	500,000.00		500,000.00
Marketing Customer Relations Publicity and Media Co-ordination: Corporate	Expenditure:Depreciation and Amortisation:Amortisation:Intangible Assets:Licences and Rights:Computer Software and Applications	Fund:Non-funding Transactions	024 Licences and Rights Depreciation	2,533.00		2,533.00
Marketing Customer Relations Publicity and Media Co-ordination:	Expenditure:Depreciation and Amortisation:Depreciation:Computer Equipment	Fund:Non-funding Transactions	024 Computer Equipment Depreciation	63,683.00		63,683.00
Marketing Customer Relations Publicity and Media Co-ordination:	Expenditure:Depreciation and Amortisation:Depreciation:Furniture and Office Equipment	Fund:Non-funding Transactions	024 Furniture and Office Equipment Depreciation	14,335.00		14,335.00
Marketing Customer Relations Publicity and Media Co-ordination:	Expenditure:Depreciation and Amortisation:Depreciation:Machinery and Equipment	Fund:Non-funding Transactions	024 Machinery and Equipment Depreciation	35,808.00		35,808.00
Marketing Customer Relations Publicity and Media Co-ordination:	Expenditure:Employee Related Cost:Municipal Staff:Salaries Wages and Allowances:Basic Salary and Wages	Fund:Operational:Revenue:General Revenue:Taxes:Property Rates:Levies	024200000 Basic Salary and Wages	2,321,872.00	(72,671.73)	2,249,200.27
Marketing Customer Relations Publicity and Media Co-ordination:	Expenditure:Employee Related Cost:Municipal Staff:Salaries Wages and Allowances:Allowances:Travel or Motor	Fund:Operational:Revenue:General Revenue:Taxes:Property Rates:Levies	024200180 Travel or Motor Vehicle Allowance	423,980.00	(3,684.47)	420,295.53
Marketing Customer Relations Publicity and Media Co-ordination:	Expenditure:Employee Related Cost:Municipal Staff:Social Contributions:Pension	Fund:Operational:Revenue:General Revenue:Taxes:Property Rates:Levies	024200140 Pension or Provident Fund	431,071.00	(26,214.89)	404,856.11
Marketing Customer Relations Publicity and Media Co-ordination: Corporate	Expenditure:Employee Related Cost:Municipal Staff:Salaries Wages and Allowances:Allowances:Service Related Benefits:Overtime:Structured	Fund:Operational:Revenue:General Revenue:Taxes:Property Rates:Levies	024200060 Overtime: Structured	479,668.00	(284,566.81)	195,101.19
Marketing Customer Relations Publicity and Media Co-ordination:	Expenditure:Employee Related Cost:Municipal Staff:Salaries Wages and Allowances:Allowances:Service Related	Fund:Operational:Revenue:General Revenue:Taxes:Property Rates:Levies	024200010 Bonus	222,656.00	(45,362.59)	177,293.41
Marketing Customer Relations Publicity and Media Co-ordination:	Expenditure:Employee Related Cost:Municipal Staff:Social Contributions:Medical	Fund:Operational:Revenue:General Revenue:Taxes:Property Rates:Levies	024200110 Medical Aid	173,674.00	(20,428.30)	153,245.70
Marketing Customer Relations Publicity and Media Co-ordination:	Expenditure:Employee Related Cost:Municipal Staff:Salaries Wages and Allowances:Allowances:Service Related	Fund:Operational:Revenue:General Revenue:Taxes:Property Rates:Levies	024200020 Leave Pay	56,859.00	(25,145.94)	31,713.06
Marketing Customer Relations Publicity and Media Co-ordination: Corporate Communications (Dept	Expenditure:Operational Cost:Skills Development Fund Levy	Fund:Operational:Revenue:General Revenue:Taxes:Property Rates:Levies	024200240 Skills Development Levy	31,417.00	(1,465.54)	29,951.46
Marketing Customer Relations Publicity and Media Co-ordination:	Expenditure:Employee Related Cost:Municipal Staff:Social Contributions:Group Life Insurance	Fund:Operational:Revenue:General Revenue:Taxes:Property Rates:Levies	024200080 Group Life Insurance	23,379.00	(2,465.79)	20,913.21
Marketing Customer Relations Publicity and Media Co-ordination:	Expenditure:Employee Related Cost:Municipal Staff:Salaries Wages and Allowances:Allowances:Cellular and	Fund:Operational:Revenue:General Revenue:Taxes:Property Rates:Levies	024200190 Cellular and Telephone Allowance	20,692.00	(3,952.00)	16,740.00
Marketing Customer Relations Publicity and Media Co-ordination:	Expenditure:Employee Related Cost:Municipal Staff:Social Contributions:Unemployment Insurance	Fund:Operational:Revenue:General Revenue:Taxes:Property Rates:Levies	024200200 Unemployment Insurance Fund	15,398.00	(5,433.76)	9,964.24
Marketing Customer Relations Publicity and Media Co-ordination:	Expenditure:Employee Related	Fund:Operational:Revenue:General	024200090 Housing Benefits Subsidy	9,072.00	(409.84)	8,662.16
Marketing Customer Relations Publicity and Media Co-ordination: Corporate	Expenditure:Operational Cost:Advertising Publicity and Marketing:Corporate and Municipal Activities	Fund:Operational:Revenue:General Revenue:Taxes:Property Rates:Levies	024260030 Advertising	1,047,880.00	200,000.00	1,247,880.00
Marketing Customer Relations Publicity and Media Co-ordination: Corporate	Expenditure:Operational Cost:Advertising Publicity and Marketing:Corporate and Municipal Activities	Fund:Operational:Revenue:General Revenue:Equitable Share	024261773 Corporate Planning	112,011.00		112,011.00
Marketing Customer Relations Publicity and Media Co-ordination:	Expenditure:Operational Cost:Advertising Publicity and Marketing:Corporate and Municipal Activities	Fund:Operational:Revenue:General Revenue:Equitable Share	024261771 Public Affairs	571,641.00	(200,000.00)	371,641.00
Marketing Customer Relations Publicity and Media Co-ordination:	Expenditure:Operational Cost:Advertising Publicity and Marketing:Corporate and Municipal Activities	Fund:Operational:Revenue:General Revenue:Taxes:Property Rates:Levies	024260310 Marketing	226,550.00		226,550.00
Marketing Customer Relations Publicity and Media Co-ordination:	Expenditure:Operational Cost:Advertising Publicity and Marketing:Corporate and Municipal Activities	Fund:Operational:Revenue:General Revenue:Taxes:Property Rates:Levies	024261774 Events	150,000.00		150,000.00
Marketing Customer Relations Publicity and Media Co-ordination: Corporate	Expenditure:Operational Cost:Municipal Services	Fund:Operational:Revenue:General Revenue:Taxes:Property Rates:Levies	024260740 Water and Sanitation	3,603.00		3,603.00
Marketing Customer Relations Publicity and Media Co-ordination:	Expenditure:Operational Cost:Printing Publications and Books	Fund:Operational:Revenue:General Revenue:Taxes:Property Rates:Levies	024260100 Printing and Stationery	8,472.00		8,472.00
Marketing Customer Relations Publicity and Media Co-ordination: Corporate	Expenditure:Operational Cost:Printing Publications and Books	Fund:Operational:Revenue:General Revenue:Taxes:Property Rates:Levies	024261772 Diaries Year Planners	120,000.00		120,000.00

Function	Item	Funding	SegmentDesc	TotalBudget	Adjustments	Adjusted Budget
Marketing Customer Relations Publicity and Media Co-ordination:	Expenditure:Operational Cost:Printing Publications and Books	Fund:Operational:Revenue:General Revenue:Taxes:Property Rates:Levies	024261799 Municipal Publications	44,478.00		44,478.00
Marketing Customer Relations Publicity and Media Co-ordination: Corporate	Expenditure:Operational Cost:Registration Fees:Seminars Conferences Workshops and Events:National	Fund:Operational:Revenue:General Revenue:Taxes:Property Rates:Levies	024260160 Conferences and Workshops	15,484.00		15,484.00
Marketing Customer Relations Publicity and Media Co-ordination: Corporate Communications (Dept 024)	Expenditure:Operational Cost:Travel and Subsistence:Domestic:Accommodation	Fund:Operational:Revenue:General Revenue:Taxes:Property Rates:Levies	024260900 Travel and Subsistence	119,292.00	-	119,292.00
Marketing Customer Relations Publicity and Media Co-ordination: Corporate	Expenditure:Employee Related Cost:Municipal Staff:Social Contributions:Bargaining Council	Fund:Operational:Revenue:General Revenue:Taxes:Property Rates:Levies	024200160 Bargaining Council Levies	1,426.00	(801.56)	624.44
Marketing Customer Relations Publicity and Media Co-ordination: Corporate	Expenditure:Operational Cost:Workmen's Compensation Fund	Fund:Operational:Revenue:General Revenue:Taxes:Property Rates:Levies	024200230 Workman's Compensation	31,785.00		31,785.00
Marketing Customer Relations Publicity and Media Co-ordination: Corporate Communications (Dept 024)	Revenue:Non-exchange Revenue:Transfers and Subsidies:Operational:Monetary Allocations:National Revenue Fund:Equitable Share	Fund:Operational:Revenue:General Revenue:Equitable Share	024055095 Equitable Share	(2,917,255.00)		(2,917,255.00)
Marketing Customer Relations Publicity and Media Co-ordination: Corporate	Expenditure:Default	Fund:Non-funding Transactions	024260970 Electricity and Rates Costing	10,776		10,776
Libraries and Archives: Library (Dept 030)	Expenditure:Contracted Services:Contractors:Maintenance of Buildings and Facilities	Fund:Operational:Transfers and Subsidies:Monetary Allocations:Provincial Government:Kwazulu Natal:Capacity	030235010 Buildings and Fences Maintenance	87,147.00		87,147.00
Libraries and Archives: Library (Dept 030)	Expenditure:Contracted Services:Contractors:Maintenance of Equipment	Fund:Operational:Transfers and Subsidies:Monetary Allocations:Provincial Government:Kwazulu Natal:Capacity	030235230 Vehicles and Plant	32,539.00		32,539.00
Libraries and Archives: Library (Dept 030)	Expenditure:Contracted Services:Contractors:Pest Control and Fumigation	Fund:Operational:Revenue:General Revenue:Taxes:Property Rates:Levies	030260750 Rodent Insect and Pest Control	7,738.00		7,738.00
Libraries and Archives: Library (Dept 030)	Expenditure:Depreciation and Amortisation:Amortisation:Intangible Assets:Licences and Rights:Computer	Fund:Non-funding Transactions	030 Licences and Rights Depreciation	396.00		396.00
Libraries and Archives: Library (Dept 030)	Expenditure:Depreciation and Amortisation:Depreciation:Community Assets:Community Facilities:Libraries	Fund:Non-funding Transactions	030 Community Facilities Depreciation	733,477.00		733,477.00
Libraries and Archives: Library (Dept 030)	Expenditure:Depreciation and Amortisation:Depreciation:Computer Equipment	Fund:Non-funding Transactions	030 Computer Equipment Depreciation	70,597.00		70,597.00
Libraries and Archives: Library (Dept 030)	Expenditure:Depreciation and Amortisation:Depreciation:Furniture and Office Equipment	Fund:Non-funding Transactions	030 Furniture and Office Equipment Depreciation	76,014.00		76,014.00
Libraries and Archives: Library (Dept 030)	Expenditure:Depreciation and Amortisation:Depreciation:Machinery and Equipment	Fund:Non-funding Transactions	030 Machinery and Equipment Depreciation	183,835.00		183,835.00
Libraries and Archives: Library (Dept 030)	Expenditure:Depreciation and Amortisation:Depreciation:Solid Waste Infrastructure:Landfill Sites	Fund:Non-funding Transactions	030 Solid Waste Depreciation	1,705.00		1,705.00
Libraries and Archives: Library (Dept 030)	Expenditure:Employee Related Cost:Municipal Staff:Salaries Wages and Allowances:Cellular and	Fund:Operational:Transfers and Subsidies:Monetary Allocations:Provincial	030200190 Cellular and Telephone Allowance	10,692.00	-	10,692.00
Libraries and Archives: Library (Dept 030)	Expenditure:Employee Related Cost:Municipal Staff:Salaries Wages and Allowances:Allowances:Housing Benefits	Fund:Operational:Revenue:General Revenue:Taxes:Property Rates:Levies	030200090 Housing Benefits Subsidy	38,126.00	(3,346.28)	34,779.72
Libraries and Archives: Library (Dept 030)	Expenditure:Employee Related Cost:Municipal Staff:Salaries Wages and Allowances:Allowances:Service Related	Fund:Operational:Revenue:General Revenue:Taxes:Property Rates:Levies	030200010 Bonus	539,849.00	(180,496.17)	359,352.83
Libraries and Archives: Library (Dept 030)	Expenditure:Employee Related Cost:Municipal Staff:Salaries Wages and Allowances:Allowances:Service Related	Fund:Operational:Revenue:General Revenue:Taxes:Property Rates:Levies	030200020 Leave Pay	286,063.00	(139,589.90)	146,473.10
Libraries and Archives: Library (Dept 030)	Expenditure:Employee Related Cost:Municipal Staff:Salaries Wages and Allowances:Allowances:Service Related	Fund:Operational:Revenue:General Revenue:Taxes:Property Rates:Levies	030200060 Overtime: Structured	336,731.00	(67,672.98)	269,058.02
Libraries and Archives: Library (Dept 030)	Expenditure:Employee Related Cost:Municipal Staff:Salaries Wages and Allowances:Allowances:Travel or Motor	Fund:Operational:Revenue:General Revenue:Taxes:Property Rates:Levies	030200180 Travel or Motor Vehicle Allowance	107,931.00	(5,422.73)	102,508.27
Libraries and Archives: Library (Dept 030)	Expenditure:Employee Related Cost:Municipal Staff:Salaries Wages and Allowances:Basic Salary and Wages	Fund:Operational:Transfers and Subsidies:Monetary Allocations:Provincial	030200000 Basic Salary and Wages	4,750,978.00	9.00	4,750,987.00
Libraries and Archives: Library (Dept 030)	Expenditure:Employee Related Cost:Municipal Staff:Salaries Wages and Allowances:Basic Salary and Wages	Fund:Operational:Transfers and Subsidies:Monetary Allocations:Provincial Government:Kwazulu Natal:Capacity Building and Other:Community	030200000 Basic Salary and Wages (Cyber Cadets)	969,761.00	-	969,761.00
Libraries and Archives: Library (Dept 030)	Expenditure:Employee Related Cost:Municipal Staff:Salaries Wages and Allowances:Basic Salary and Wages	Fund:Operational:Revenue:General Revenue:Taxes:Property Rates:Levies	030200000 Basic Salary and Wages	1,062,867.00	200,000.00	1,262,867.00

Function	Item	Funding	SegmentDesc	TotalBudget	Adjustments	Adjusted Budget
Libraries and Archives: Library (Dept 030)	Expenditure:Employee Related Cost:Municipal Staff:Social Contributions:Bargaining Council	Fund:Operational:Revenue:General Revenue:Taxes:Property Rates:Levies	030200160 Bargaining Council Levies	4,018.00	(662.80)	3,355.20
Libraries and Archives: Library (Dept 030)	Expenditure:Employee Related Cost:Municipal Staff:Social Contributions:Group Life Insurance	Fund:Operational:Revenue:General Revenue:Taxes:Property Rates:Levies	030200080 Group Life Insurance	59,017.00	(25,228.37)	33,788.63
Libraries and Archives:	Expenditure:Employee Related	Fund:Operational:Revenue:General	030200110 Medical Aid	495,979.00	(32,487.40)	463,491.60
Libraries and Archives: Library (Dept 030)	Expenditure:Employee Related Cost:Municipal Staff:Social Contributions:Pension	Fund:Operational:Revenue:General Revenue:Taxes:Property Rates:Levies	030200140 Pension or Provident Fund	1,688,898.00	(111,875.39)	1,577,022.61
Libraries and Archives: Library (Dept 030)	Expenditure:Employee Related Cost:Municipal Staff:Social Contributions:Unemployment Insurance	Fund:Operational:Revenue:General Revenue:Taxes:Property Rates:Levies	030200200 Unemployment Insurance Fund	53,377.00	(2,484.01)	50,892.99
Libraries and Archives: Library (Dept 030)	Expenditure:Inventory Consumed:Consumables:Standard Rated	Fund:Operational:Transfers and Subsidies:Monetary Allocations:Provincial	030260200 Cleansing Materials	55,038.00		55,038.00
Libraries and Archives: Library (Dept 030)	Expenditure:Operating Leases:Furniture and Office Equipment	Fund:Operational:Revenue:General Revenue:Taxes:Property Rates:Levies	030260070 Lease Office Machinery and Equipment	15,147.00		15,147.00
Libraries and Archives: Library (Dept 030)	Expenditure:Operational Cost:Communication:Postage/Stamps/Fra nking Machines	Fund:Operational:Revenue:General Revenue:Taxes:Property Rates:Levies	030260050 Post Box Ballito BWC Darn	2,953.00		2,953.00
Libraries and Archives: Library (Dept 030)	Expenditure:Operational Cost:Insurance Underwriting:Premiums	Fund:Operational:Transfers and Subsidies:Monetary Allocations:Provincial	030260570 Insurance General	9,797.00		9,797.00
Libraries and Archives: Library (Dept 030)	Expenditure:Operational Cost:Licences:Licence Agency Fees	Fund:Operational:Revenue:General Revenue:Taxes:Property Rates:Levies	030260770 Radio Licences TV	552.00		552.00
Libraries and Archives: Library (Dept 030)	Expenditure:Operational Cost:Municipal Services	Fund:Operational:Transfers and Subsidies:Monetary Allocations:Provincial Government:Kwazulu Natal:Capacity Building and Other:ProvinciIlation of Libraries	030260740 Water and Sanitation	117,530.00		117,530.00
Libraries and Archives: Library (Dept 030)	Expenditure:Operational Cost:Printing Publications and Books	Fund:Operational:Revenue:General Revenue:Taxes:Property Rates:Levies	030260110 Book Purchases	14,711.00		14,711.00
Libraries and Archives: Library (Dept 030)	Expenditure:Operational Cost:Printing Publications and Books	Fund:Operational:Transfers and Subsidies:Monetary Allocations:Provincial Government:Kwazulu Natal:Capacity	030260100 Printing and Stationery	91,584.00		91,584.00
Libraries and Archives: Library (Dept 030)	Expenditure:Operational Cost:Professional Bodies Membership and Subscription	Fund:Operational:Revenue:General Revenue:Taxes:Property Rates:Levies	030261120 Institute Membership Fees	4,002.00		4,002.00
Libraries and Archives: Library (Dept 030)	Expenditure:Operational Cost:Professional Bodies Membership and Subscription	Fund:Operational:Transfers and Subsidies:Monetary Allocations:Provincial Government:Kwazulu Natal:Capacity	030260560 Subscriptions	11,007.00		11,007.00
Libraries and Archives: Library (Dept 030)	Expenditure:Operational Cost:Registration Fees:Seminars Conferences Workshops and Events:National	Fund:Operational:Transfers and Subsidies:Monetary Allocations:Provincial Government:Kwazulu Natal:Capacity Building and Other:ProvinciIlation of Libraries	030260160 Conferences and Workshops	10,709.00		10,709.00
Libraries and Archives: Library (Dept 030)	Expenditure:Operational Cost:Skills Development Fund Levy	Fund:Operational:Revenue:General Revenue:Taxes:Property Rates:Levies	030200240 Skills Development Levy	74,933.00	(2,532.68)	72,400.32
Libraries and Archives: Library (Dept 030)	Expenditure:Operational Cost:Travel and Subsistence:Domestic:Accommodation	Fund:Operational:Transfers and Subsidies:Monetary Allocations:Provincial Government:Kwazulu Natal:Capacity	030260900 Travel and Subsistence	41,484.00	-	41,484.00
Libraries and Archives: Library (Dept 030)	Expenditure:Operational Cost:Travel and Subsistence:Domestic:Food and Beverage (Served)	Fund:Operational:Transfers and Subsidies:Monetary Allocations:Provincial	030260330 Refreshments	7,903.00		7,903.00
Libraries and Archives: Library (Dept 030)	Expenditure:Operational Cost:Uniform and Protective Clothing	Fund:Operational:Revenue:General Revenue:Taxes:Property Rates:Levies	030261100 Protective Clothing	25,522.00		25,522.00
Libraries and Archives: Library (Dept 030)	Expenditure:Operational Cost:Vehicle Tracking	Fund:Operational:Revenue:General Revenue:Taxes:Property Rates:Levies	030261530 Tracking Fees	6,669.00		6,669.00
Libraries and Archives: Library (Dept 030)	Expenditure:Operational Cost:Wet Fuel	Fund:Operational:Transfers and Subsidies:Monetary Allocations:Provincial	030260810 Sundry Oils and Fuel	52,592.00		52,592.00
Libraries and Archives: Library (Dept 030)	Expenditure:Operational Cost:Workmen's Compensation Fund	Fund:Operational:Revenue:General Revenue:Taxes:Property Rates:Levies	030200230 Workmen's Compensation	75,149.00		75,149.00

Function	Item	Funding	SegmentDesc	TotalBudget	Adjustments	Adjusted Budget
Libraries and Archives: Library (Dept 030)	Expenditure:Transfers and Subsidies:Operational:Monetary Allocations:Provincial Government:KwaZulu-Natal:Capacity Building and Other:Library Subsidy	Fund:Operational:Revenue:General Revenue:Taxes:Property Rates:Levies	030261823 Stocktaking Payment to KZN DAC	2,221.00		2,221.00
Libraries and Archives: Library (Dept 030)	Revenue:Exchange Revenue:Operational Revenue:Administrative Handling Fees	Fund:Operational:Revenue:General Revenue:Operational Revenue	030060160 Miscellaneous Revenue	(43,059.00)		(43,059.00)
Libraries and Archives: Library (Dept 030)	Revenue:Exchange Revenue:Sales of Goods and Rendering of Services:Library Fees:Membership	Fund:Operational:Revenue:General Revenue:Operational Revenue	030010130 Fees Library Sub District	(56,131.00)		(56,131.00)
Libraries and Archives: Library (Dept 030)	Revenue:Exchange Revenue:Sales of Goods and Rendering of Services:Membership Fees	Fund:Operational:Revenue:General Revenue:Operational Revenue	030065001 Membership Cards	(1,683.00)		(1,683.00)
Libraries and Archives: Library (Dept 030)	Revenue:Exchange Revenue:Sales of Goods and Rendering of Services:Photocopies and Faxes	Fund:Operational:Revenue:General Revenue:Operational Revenue	030010190 Photocopies	(67,289.00)		(67,289.00)
Libraries and Archives: Library (Dept 030)	Revenue:Non-exchange Revenue:Fines Penalties and Forfeits:Fines:Overdue Books Fine	Fund:Operational:Revenue:General Revenue:Fines Penalties and Forfeits	030040040 Fines	(9,367.00)		(9,367.00)
Libraries and Archives: Library (Dept 030)	Revenue:Non-exchange Revenue:Transfers and Subsidies:Operational:Monetary	Fund:Operational:Transfers and Subsidies:Monetary Allocations:Provincial	03065101 Cyber Cadets (Community Library Services Grant)	(969,761.00)		(969,761.00)
Libraries and Archives: Library (Dept 030)	Revenue:Non-exchange Revenue:Transfers and Subsidies:Operational:Monetary Allocations:Provincial Government:KwaZulu-Natal:Capacity Building and Other:Provincialisation of Libraries	Fund:Operational:Transfers and Subsidies:Monetary Allocations:Provincial Government:KwaZulu-Natal:Capacity Building and Other:Provincialisation of Libraries	030065100 Provincialisation of Libraries (KZN Arts & Culture)	(5,279,000.00)		(5,279,000.00)
Libraries and Archives: U	Expenditure:Default	Fund:Non-funding Transactions	030260970 Electricity and Rates Costing	237,783		237,783
Information Technology:	Expenditure:Default	Fund:Non-funding Transactions	210260970 Electricity and Rates Costing	44,056		44,056
Information Technology: Information Technology (Dept 210)	Expenditure:Contracted Services:Contractors:Maintenance of Equipment	Fund:Operational:Revenue:General Revenue:Taxes:Property Rates:Levies	210235230 Vehicles and Plant	33,458.00		33,458.00
Information Technology: Information Technology (Dept 210)	Expenditure:Contracted Services:Contractors:Maintenance of Equipment	Fund:Operational:Revenue:General Revenue:Taxes:Property Rates:Levies	210235450 Hardware Support	228,158.00		228,158.00
Information Technology: Information Technology (Dept 210)	Expenditure:Contracted Services:Contractors:Maintenance of Equipment	Fund:Operational:Revenue:General Revenue:Taxes:Property Rates:Levies	210260080 Computer Cabling Repairs	124,337.00		124,337.00
Information Technology: Information Technology (Dept 210)	Expenditure:Depreciation and Amortisation:Amortisation:Intangible Assets:Licences and Rights:Computer Software and Applications	Fund:Non-funding Transactions	210 Licences and Rights Depreciation	1,076.00		1,076.00
Information Technology: Information Technology (Dept 210)	Expenditure:Depreciation and Amortisation:Depreciation:Community Assets:Community Facilities:Centres	Fund:Non-funding Transactions	210 Community Facilities Depreciation	1,382.00		1,382.00
Information Technology: Information Technology (Dept 210)	Expenditure:Depreciation and Amortisation:Depreciation:Computer Equipment	Fund:Non-funding Transactions	210 Computer Equipment Depreciation	533,079.00		533,079.00
Information Technology: Information Technology (Dept 210)	Expenditure:Depreciation and Amortisation:Depreciation:Furniture and Office Equipment	Fund:Non-funding Transactions	210 Furniture and Equipment Depreciation	72,651.00		72,651.00
Information Technology: Information Technology (Dept 210)	Expenditure:Depreciation and Amortisation:Depreciation:Machinery and Equipment	Fund:Non-funding Transactions	210 Machinery and Equipment Depreciation	18,492.00		18,492.00
Information Technology: Information Technology (Dept 210)	Expenditure:Employee Related Cost:Municipal Staff:Salaries Wages and Allowances:Allowances:Cellular and Telephone	Fund:Operational:Revenue:General Revenue:Taxes:Property Rates:Levies	210200190 Cellular and Telephone Allowance	21,384.00	(1,584.00)	19,800.00
Information Technology: Information Technology (Dept 210)	Expenditure:Employee Related Cost:Municipal Staff:Salaries Wages and Allowances:Allowances:Housing Benefits and Incidental:Housing Benefits	Fund:Operational:Revenue:General Revenue:Taxes:Property Rates:Levies	210200090 Housing Benefits Subsidy	15,578.00	(484.76)	15,093.24
Information Technology: Information Technology (Dept 210)	Expenditure:Employee Related Cost:Municipal Staff:Salaries Wages and Allowances:Allowances:Service Related	Fund:Operational:Revenue:General Revenue:Taxes:Property Rates:Levies	210200010 Bonus	232,526.00	92,799.81	325,325.81

Function	Item	Funding	SegmentDesc	TotalBudget	Adjustments	Adjusted Budget
Information Technology: Information Technology (Dept 210)	Expenditure:Employee Related Cost:Municipal Staff:Salaries Wages and Allowances:Allowances:Service Related	Fund:Operational:Revenue:General Revenue:Taxes:Property Rates:Levies	210200020 Leave Pay	106,962.00	(48,274.02)	58,687.98
Information Technology: Information Technology (Dept 210)	Expenditure:Employee Related Cost:Municipal Staff:Salaries Wages and Allowances:Allowances:Service Related	Fund:Operational:Revenue:General Revenue:Taxes:Property Rates:Levies	210200060 Overtime: Structured	43,128.00	(9,749.62)	33,378.38
Information Technology: Information Technology (Dept 210)	Expenditure:Employee Related Cost:Municipal Staff:Salaries Wages and Allowances:Allowances:Travel or Motor	Fund:Operational:Revenue:General Revenue:Taxes:Property Rates:Levies	210200180 Travel or Motor Vehicle Allowance	264,591.00	(18,238.33)	246,352.67
Information Technology: Information Technology (Dept 210)	Expenditure:Employee Related Cost:Municipal Staff:Salaries Wages and Allowances:Basic Salary and Wages	Fund:Operational:Revenue:General Revenue:Taxes:Property Rates:Levies	210200000 Basic Salary and Wages	3,330,314.00	(363,412.00)	2,966,902.00
Information Technology: Information Technology (Dept 210)	Expenditure:Employee Related Cost:Municipal Staff:Social Contributions:Bargaining Council	Fund:Operational:Revenue:General Revenue:Taxes:Property Rates:Levies	210200160 Bargaining Council Levies	1,296.00	(289.44)	1,006.56
Information Technology: Information Technology (Dept 210)	Expenditure:Employee Related Cost:Municipal Staff:Social Contributions:Group Life Insurance	Fund:Operational:Revenue:General Revenue:Taxes:Property Rates:Levies	210200080 Group Life Insurance	38,109.00	(7,273.55)	30,835.45
Information Technology: Information Technology (Dept 210)	Expenditure:Employee Related Cost:Municipal Staff:Social Contributions:Medical	Fund:Operational:Revenue:General Revenue:Taxes:Property Rates:Levies	210200110 Medical Aid	281,582.00	(71,299.40)	210,282.60
Information Technology: Information Technology (Dept 210)	Expenditure:Employee Related Cost:Municipal Staff:Social Contributions:Pension	Fund:Operational:Revenue:General Revenue:Taxes:Property Rates:Levies	210200140 Pension or Provident Fund	601,621.00	(69,808.29)	531,812.71
Information Technology: Information Technology (Dept 210)	Expenditure:Employee Related Cost:Municipal Staff:Social Contributions:Unemployment Insurance	Fund:Operational:Revenue:General Revenue:Taxes:Property Rates:Levies	210200200 Unemployment Insurance Fund	20,656.00	(4,290.84)	16,365.16
Information Technology: Information Technology (Dept 210)	Expenditure:Operational Cost:Communication:Cellular Contract (Subscription and Calls)	Fund:Operational:Revenue:General Revenue:Taxes:Property Rates:Levies	210262027 3G	733,030.00	300,000.00	1,033,030.00
Information Technology: Information Technology (Dept 210)	Expenditure:Operational Cost:Communication:Telephone Fax Telegraph and Telex	Fund:Operational:Revenue:General Revenue:Taxes:Property Rates:Levies	210260920 Telephone Calls and Rentals	4,884,001.00	(500,000.00)	4,384,001.00
Information Technology: Information Technology (Dept 210)	Expenditure:Operational Cost:External Computer Service:Data Lines	Fund:Operational:Revenue:General Revenue:Taxes:Property Rates:Levies	210262028 Data Lines and Rental	731,426.00		731,426.00
Information Technology: Information Technology (Dept 210)	Expenditure:Operational Cost:External Computer Service:Software Licences	Fund:Operational:Revenue:General Revenue:Taxes:Property Rates:Levies	210260190 Software Support and Licence	3,763,480.00		3,763,480.00
Information Technology: Information Technology (Dept 210)	Expenditure:Operational Cost:External Computer Service:Software Licences	Fund:Operational:Revenue:General Revenue:Taxes:Property Rates:Levies	210261749 Microsoft Enterprise Agreement	1,561,188.00		1,561,188.00
Information Technology: Information Technology (Dept 210)	Expenditure:Operational Cost:Insurance Underwriting:Premiums	Fund:Operational:Revenue:General Revenue:Taxes:Property Rates:Levies	210260570 Insurance General	51,346.00		51,346.00
Information Technology: Information Technology (Dept 210)	Expenditure:Operational Cost:Municipal Services	Fund:Operational:Revenue:General Revenue:Taxes:Property Rates:Levies	210260740 Water and Sanitation	11,533.00		11,533.00
Information Technology: Information Technology (Dept 210)	Expenditure:Operational Cost:Printing Publications and Books	Fund:Operational:Revenue:General Revenue:Taxes:Property Rates:Levies	210260100 Printing and Stationery	29,334.00		29,334.00
Information Technology: Information Technology (Dept 210)	Expenditure:Operational Cost:Registration Fees:Seminars Conferences Workshops and Events:National	Fund:Operational:Revenue:General Revenue:Taxes:Property Rates:Levies	210260150 Conferences and Workshops	19,583.00		19,583.00

Function	Item	Funding	SegmentDesc	TotalBudget	Adjustments	Adjusted Budget
Information Technology: Information Technology (Dept 210)	Expenditure:Operational Cost:Skills Development Fund Levy	Fund:Operational:Revenue:General Revenue:Taxes:Property Rates:Levies	210200240 Skills Development Levy	38,065.00	(3,562.76)	34,502.24
Information Technology: Information Technology (Dept 210)	Expenditure:Operational Cost:Travel and Subsistence:Domestic:Accommodation	Fund:Operational:Revenue:General Revenue:Taxes:Property Rates:Levies	210260900 Travel and Subsistence	217.00	-	217.00
Information Technology: Information Technology (Dept 210)	Expenditure:Operational Cost:Vehicle Tracking	Fund:Operational:Revenue:General Revenue:Taxes:Property Rates:Levies	210261530 Tracking Fees	2,223.00		2,223.00
Information Technology: Information Technology (Dept 210)	Expenditure:Operational Cost:Wet Fuel	Fund:Operational:Revenue:General Revenue:Taxes:Property Rates:Levies	210260810 Sundry Oils and Feul	40,051.00		40,051.00
Information Technology: Information Technology (Dept 210)	Expenditure:Operational Cost:Workmen's Compensation Fund	Fund:Operational:Revenue:General Revenue:Taxes:Property Rates:Levies	210200230 Workmen's Compensation	34,595.00		34,595.00
Information Technology: Information Technology (Dept 210)	Revenue:Default	Fund:Non-funding Transactions	210280060 Charges to Other Department	(851,747.00)		(851,747.00)
Human Resources: Human Resources (Dept 021)	Expenditure:Contracted Services:Consultants and Professional Services:Business and Advisory:Medical Examinations	Fund:Operational:Revenue:General Revenue:Taxes:Property Rates:Levies	021 Medical Examinations	72,983.00		72,983.00
Human Resources: Human Resources (Dept 021)	Expenditure:Contracted Services:Contractors:Maintenance of Equipment	Fund:Operational:Revenue:General Revenue:Taxes:Property Rates:Levies	021235642 Health Safety Requirments	50,000.00		50,000.00
Human Resources: Human Resources (Dept 021)	Expenditure:Contracted Services:Contractors:Maintenance of Equipment	Fund:Operational:Revenue:General Revenue:Taxes:Property Rates:Levies	021235230 Vehicles and Plant	48,724.00		48,724.00
Human Resources: Human Resources (Dept 021)	Expenditure:Contracted Services:Outsourced Services:Personnel and Labour	Fund:Operational:Revenue:General Revenue:Taxes:Property Rates:Levies	021265005 Recruitment Selection	103,667.00		103,667.00
Human Resources: Human Resources (Dept 021)	Expenditure:Contracted Services:Outsourced Services:Personnel and Labour	Fund:Operational:Revenue:General Revenue:Equitable Share	021261798 Labour Relations	226,990.00		226,990.00
Human Resources: Human Resources (Dept 021)	Expenditure:Contracted Services:Outsourced Services:Personnel and Labour	Fund:Operational:Revenue:General Revenue:Equitable Share	021261882 Job Evaluation	49,477.00		49,477.00
Human Resources: Human Resources (Dept 021)	Expenditure:Contracted Services:Outsourced Services:Professional Staff	Fund:Operational:Revenue:General Revenue:Equitable Share	021261974 Artisan Development Programme	73,269.00		73,269.00
Human Resources: Human Resources (Dept 021)	Expenditure:Contracted Services:Outsourced Services:Professional Staff	Fund:Operational:Revenue:General Revenue:Equitable Share	021261762 EAP Workers Councillors	265,158.00		265,158.00
Human Resources: Human Resources (Dept 021)	Expenditure:Depreciation and Amortisation:Depreciation:Computer Equipment	Fund:Non-funding Transactions	021 Computer Equipment Depreciation	8,886.00		8,886.00
Human Resources: Human Resources (Dept 021)	Expenditure:Depreciation and Amortisation:Depreciation:Computer Equipment	Fund:Non-funding Transactions	021 Furniture and Office Equipment	14,224.00		14,224.00
Human Resources: Human Resources (Dept 021)	Expenditure:Depreciation and Amortisation:Depreciation:Computer Equipment	Fund:Non-funding Transactions	021 Machinery and Equipment	3,808.00		3,808.00
Human Resources: Human Resources (Dept 021)	Expenditure:Employee Related Cost:Municipal Staff:Salaries Wages and Allowances:Allowances:Cellular and Telephone	Fund:Operational:Revenue:General Revenue:Taxes:Property Rates:Levies	021200190 Cellular and Telephone Allowance	32,076.00	(22,176.00)	9,900.00
Human Resources: Human Resources (Dept 021)	Expenditure:Employee Related Cost:Municipal Staff:Salaries Wages and Allowances:Allowances:Housing Benefits and Incidental:Housing Benefits	Fund:Operational:Revenue:General Revenue:Taxes:Property Rates:Levies	021200090 Housing Benefits Subsidy	33,126.00	(446.28)	32,679.72
Human Resources: Human Resources (Dept 021)	Expenditure:Employee Related Cost:Municipal Staff:Salaries Wages and Allowances:Allowances:Service Related	Fund:Operational:Revenue:General Revenue:Taxes:Property Rates:Levies	021200010 Bonus	420,366.00	(70,366.00)	350,000.00
Human Resources: Human Resources (Dept 021)	Expenditure:Employee Related Cost:Municipal Staff:Salaries Wages and Allowances:Allowances:Service Related	Fund:Operational:Revenue:General Revenue:Taxes:Property Rates:Levies	021200020 Leave Pay	213,905.00	11,117.46	225,022.46
Human Resources: Human Resources (Dept 021)	Expenditure:Employee Related Cost:Municipal Staff:Salaries Wages and Allowances:Allowances:Service Related	Fund:Operational:Revenue:General Revenue:Taxes:Property Rates:Levies	021200060 Overtime: Structured	33,083.00	(25,776.50)	7,306.50

Function	Item	Funding	SegmentDesc	TotalBudget	Adjustments	Adjusted Budget
Human Resources: Human Resources (Dept 021)	Expenditure:Employee Related Cost:Municipal Staff:Salaries Wages and Allowances:Allowances:Travel or Motor Vehicle	Fund:Operational:Revenue:General Revenue:Taxes:Property Rates:Levies	021200180 Travel or Motor Vehicle Allowance	248,236.00	(94,310.18)	153,925.82
Human Resources: Human Resources (Dept 021)	Expenditure:Employee Related Cost:Municipal Staff:Salaries Wages and Allowances:Basic Salary and Wages	Fund:Operational:Revenue:General Revenue:Taxes:Property Rates:Levies	021200000 Basic Salary and Wages	5,048,595.00	(567,835.99)	4,480,759.01
Human Resources: Human Resources (Dept 021)	Expenditure:Employee Related Cost:Municipal Staff:Social Contributions:Bargaining Council	Fund:Operational:Revenue:General Revenue:Taxes:Property Rates:Levies	021200160 Bargaining Council Levies	2,074.00	(582.80)	1,491.20
Human Resources: Human Resources (Dept 021)	Expenditure:Employee Related Cost:Municipal Staff:Social Contributions:Group Life Insurance	Fund:Operational:Revenue:General Revenue:Taxes:Property Rates:Levies	021200080 Group Life Insurance	45,434.00	(6,153.84)	39,280.16
Human Resources: Human Resources (Dept 021)	Expenditure:Employee Related Cost:Municipal Staff:Social Contributions:Medical	Fund:Operational:Revenue:General Revenue:Taxes:Property Rates:Levies	021200110 Medical Aid	382,553.00	(90,659.90)	291,893.10
Human Resources: Human Resources (Dept 021)	Expenditure:Employee Related Cost:Municipal Staff:Social Contributions:Pension	Fund:Operational:Revenue:General Revenue:Taxes:Property Rates:Levies	021200140 Pension or Provident Fund	986,367.00	(165,817.75)	820,549.25
Human Resources: Human Resources (Dept 021)	Expenditure:Employee Related Cost:Municipal Staff:Social Contributions:Unemployment Insurance	Fund:Operational:Revenue:General Revenue:Taxes:Property Rates:Levies	021200200 Unemployment Insurance Fund	29,726.00	(5,350.67)	24,375.33
Human Resources: Human Resources (Dept 021)	Expenditure:Inventory Consumed:Consumables:Standard Rated	Fund:Operational:Revenue:General Revenue:Taxes:Property Rates:Levies	021260200 Cleansing Materials	21,021.00		21,021.00
Human Resources: Human Resources (Dept 021)	Expenditure:Operating Leases:Community Assets	Fund:Operational:Revenue:General Revenue:Taxes:Property Rates:Levies	021260650 Rent of Property	2,181,985.00		2,181,985.00
Human Resources: Human Resources (Dept 021)	Expenditure:Operating Leases:Furniture and Office Equipment	Fund:Operational:Revenue:General Revenue:Taxes:Property Rates:Levies	021260070 Lease Office Machinery and Equipment	1,906.00		1,906.00
Human Resources: Human Resources (Dept 021)	Expenditure:Operational Cost:Achievements and Awards	Fund:Operational:Revenue:General Revenue:Taxes:Property Rates:Levies	021260972 Retirement Recognition	125,809.00		125,809.00
Human Resources: Human Resources (Dept 021)	Expenditure:Operational Cost:Achievements and Awards	Fund:Operational:Revenue:General Revenue:Equitable Share	021261763 Corporate Performance	47,128.00		47,128.00
Human Resources: Human Resources (Dept 021)	Expenditure:Operational Cost:Advertising Publicity and Marketing:Corporate and Municipal Activities	Fund:Operational:Revenue:General Revenue:Equitable Share	021261761 Workers Month	67,390.00		67,390.00
Human Resources: Human Resources (Dept 021)	Expenditure:Operational Cost:Bursaries (Employees)	Fund:Operational:Revenue:General Revenue:Equitable Share	021261764 Bursary Fund for Employees	700,607.00		700,607.00
Human Resources: Human Resources (Dept 021)	Expenditure:Operational Cost:Registration Fees:Seminars Conferences Workshops and Events:National	Fund:Operational:Revenue:General Revenue:Taxes:Property Rates:Levies	021260880 Training for Staff	2,815,561.00		2,815,561.00
Human Resources: Human Resources (Dept 021)	Expenditure:Operational Cost:Registration Fees:Seminars Conferences Workshops and Events:National	Fund:Operational:Revenue:General Revenue:Equitable Share	021261975 Municipal Finance Management Programme	283,347.00		283,347.00
Human Resources: Human Resources (Dept 021)	Expenditure:Operational Cost:Registration Fees:Seminars Conferences Workshops and Events:National	Fund:Operational:Revenue:General Revenue:Taxes:Property Rates:Levies	021260160 Conferences and Workshops	33,730.00		33,730.00
Human Resources: Human Resources (Dept 021)	Expenditure:Operational Cost:Skills Development Fund Levy	Fund:Operational:Revenue:General Revenue:Taxes:Property Rates:Levies	021200240 Skills Development Levy	59,879.00	(9,069.32)	50,809.68
Human Resources: Human Resources (Dept 021)	Expenditure:Operational Cost:Travel and Subsistence:Domestic:Accommodation	Fund:Operational:Revenue:General Revenue:Taxes:Property Rates:Levies	021260900 Travel and Subsistence	50,070.00	-	50,070.00
Human Resources: Human Resources (Dept 021)	Expenditure:Operational Cost:Vehicle Tracking	Fund:Operational:Revenue:General Revenue:Taxes:Property Rates:Levies	021261530 Tracking Fees	4,446.00		4,446.00
Human Resources: Human Resources (Dept 021)	Expenditure:Operational Cost:Wet Fuel	Fund:Operational:Revenue:General Revenue:Taxes:Property Rates:Levies	021260810 Sundry Oils and Feul	22,678.00		22,678.00
Human Resources: Human Resources (Dept 021)	Expenditure:Operational Cost:Workmen's Compensation Fund	Fund:Operational:Revenue:General Revenue:Taxes:Property Rates:Levies	021200230 Workmen's Compensation	60,375.00		60,375.00
Human Resources: Human Resources (Dept 021)	Revenue:Default	Fund:Non-funding Transactions	021280050 Charges to Other Department	(356,818.00)		(356,818.00)
Human Resources: Human Resources (Dept 021)	Revenue:Exchange Revenue:Operational Revenue:Staff Recoveries	Fund:Operational:Revenue:General Revenue:Operational Revenue	Human Resources Training Refund 02160270	(32,878.00)		(32,878.00)
Human Resources: Human Resources (Dept 021)	Revenue:Non-exchange Revenue:Transfers and Subsidies:Operational:Monetary Allocations:National Revenue	Fund:Operational:Revenue:General Revenue:Equitable Share	021055095 Equitable Share	(1,793,367.00)		(1,793,367.00)
Housing: Housing/Masakhane (Dept 026)	Expenditure:Contracted Services:Consultants and Professional Services:Legal Cost:Legal Advice and Litigation	Fund:Operational:Revenue:General Revenue:Taxes:Property Rates:Levies	026260640 Legal Fees	114,372.00		114,372.00

Function	Item	Funding	SegmentDesc	TotalBudget	Adjustments	Adjusted Budget
Housing: Housing/Masakhane (Dept 026)	Expenditure:Contracted Services:Consultants and Professional Services:Legal Cost:Legal Advice and Litigation	Fund:Operational:Transfers and Subsidies:Monetary Allocations:Provincial Government:KwazuluNatal:Capacity	026260640 Legal Fees	100,628.00		100,628.00
Housing: Housing/Masakhane (Dept 026)	Expenditure:Contracted Services:Contractors:Maintenance of Equipment	Fund:Operational:Transfers and Subsidies:Monetary Allocations:Provincial Government:KwazuluNatal:Capacity	026235330 Kitchenware	10,998.00		10,998.00
Housing: Housing/Masakhane (Dept 026)	Expenditure:Contracted Services:Contractors:Maintenance of Equipment	Fund:Operational:Transfers and Subsidies:Monetary Allocations:Provincial Government:KwazuluNatal:Capacity	026235210 Tools and Equipment	13,191.00		13,191.00
Housing:	Expenditure:Contracted	Fund:Operational:Revenue:General	026235230 Vehicles and Plant	55,761.00		55,761.00
Housing: Housing/Masakhane (Dept 026)	Expenditure:Contracted Services:Outsourced Services:Administrative and Support Staff	Fund:Operational:Revenue:General Revenue:Taxes:Property Rates:Levies	026260720 Body Corporate Levy	60,000.00		60,000.00
Housing: Housing/Masakhane (Dept 026)	Expenditure:Contracted Services:Outsourced Services:Illegal Dumping	Fund:Operational:Revenue:General Revenue:Taxes:Property Rates:Levies	026261983 Slum Clearance (Land protection)	370,968.00		370,968.00
Housing: Housing/Masakhane (Dept 026)	Expenditure:Contracted Services:Outsourced Services:Professional Staff	Fund:Operational:Revenue:General Revenue:Taxes:Property Rates:Levies	026261752 Housing Sector Plan	1,392.00		1,392.00
Housing: Housing/Masakhane (Dept 026)	Expenditure:Contracted Services:Outsourced Services:Professional Staff	Fund:Operational:Revenue:General Revenue:Taxes:Property Rates:Levies	026250001 Consultants and Outsourced	1,003,480.00		1,003,480.00
Housing: Housing/Masakhane (Dept 026)	Expenditure:Depreciation and Amortisation:Depreciation:Computer Equipment	Fund:Non-funding Transactions	026 Computer Equipment Depreciation	15,038.00		15,038.00
Housing: Housing/Masakhane (Dept 026)	Expenditure:Depreciation and Amortisation:Depreciation:Furniture and Office Equipment	Fund:Non-funding Transactions	026 Furniture and Office Equipment Depreciation	11,801.00		11,801.00
Housing: Housing/Masakhane (Dept 026)	Expenditure:Depreciation and Amortisation:Depreciation:Machinery and Equipment	Fund:Non-funding Transactions	026 Machinery and Equipment Depreciation	2,357.00		2,357.00
Housing: Housing/Masakhane (Dept 026)	Expenditure:Depreciation and Amortisation:Depreciation:Other Assets:Housing:Social Housing	Fund:Non-funding Transactions	026 Housing Depreciation	115,058.00		115,058.00
Housing: Housing/Masakhane (Dept 026)	Expenditure:Depreciation and Amortisation:Depreciation:Transport Assets	Fund:Non-funding Transactions	026 Transport Assets Depreciation	30,675.00		30,675.00
Housing: Housing/Masakhane (Dept 026)	Expenditure:Employee Related Cost:Municipal Staff:Salaries Wages and Allowances:Allowances:Cellular and Telephone	Fund:Operational:Revenue:General Revenue:Taxes:Property Rates:Levies	026200190 Cellular and Telephone Allowance	83,784.00	(5,314.00)	78,470.00
Housing: Housing/Masakhane (Dept 026)	Expenditure:Employee Related Cost:Municipal Staff:Salaries Wages and Allowances:Allowances:Housing Benefits and Incidental:Housing Benefits	Fund:Operational:Revenue:General Revenue:Taxes:Property Rates:Levies	026200090 Housing Benefits Subsidy	36,042.00	(2,565.31)	33,476.69
Housing: Housing/Masakhane (Dept 026)	Expenditure:Employee Related Cost:Municipal Staff:Salaries Wages and Allowances:Allowances:Service Related Benefits:Bonus	Fund:Operational:Revenue:General Revenue:Taxes:Property Rates:Levies	026200010 Bonus	656,569.00	(44,387.14)	612,181.86
Housing: Housing/Masakhane (Dept 026)	Expenditure:Employee Related Cost:Municipal Staff:Salaries Wages and Allowances:Allowances:Service Related Benefits:Leave Pay	Fund:Operational:Revenue:General Revenue:Taxes:Property Rates:Levies	026200020 Leave Pay	192,997.00	(78,775.59)	114,221.41
Housing: Housing/Masakhane (Dept 026)	Expenditure:Employee Related Cost:Municipal Staff:Salaries Wages and Allowances:Allowances:Service Related Benefits:Overtime:Structured	Fund:Operational:Revenue:General Revenue:Taxes:Property Rates:Levies	026200060 Overtime: Structured	289,252.00	(13,562.91)	275,689.09
Housing: Housing/Masakhane (Dept 026)	Expenditure:Employee Related Cost:Municipal Staff:Salaries Wages and Allowances:Allowances:Travel or Motor Vehicle	Fund:Operational:Revenue:General Revenue:Taxes:Property Rates:Levies	026200180 Travel or Motor Vehicle Allowance	1,085,208.00	5,469.27	1,090,677.27
Housing: Housing/Masakhane (Dept 026)	Expenditure:Employee Related Cost:Municipal Staff:Salaries Wages and Allowances:Basic Salary and Wages	Fund:Operational:Transfers and Subsidies:Monetary Allocations:Provincial Government:KwazuluNatal:Capacity	026200000 Basic Salary and Wages	5,807,726.00	-	5,807,726.00
Housing: Housing/Masakhane (Dept 026)	Expenditure:Employee Related Cost:Municipal Staff:Salaries Wages and Allowances:Basic Salary and Wages	Fund:Operational:Revenue:General Revenue:Taxes:Property Rates:Levies	026200000 Basic Salary and Wages	3,820,333.00	-	3,820,333.00
Housing: Housing/Masakhane (Dept 026)	Expenditure:Employee Related Cost:Municipal Staff:Social Contributions:Bargaining Council	Fund:Operational:Revenue:General Revenue:Taxes:Property Rates:Levies	026200160 Bargaining Council Levies	3,888.00	(961.52)	2,926.48
Housing: Housing/Masakhane (Dept 026)	Expenditure:Employee Related Cost:Municipal Staff:Social Contributions:Group Life Insurance	Fund:Operational:Revenue:General Revenue:Taxes:Property Rates:Levies	026200080 Group Life Insurance	70,884.00	(8,610.26)	62,273.74
Housing: Housing/Masakhane (Dept 026)	Expenditure:Employee Related Cost:Municipal Staff:Social Contributions:Medical	Fund:Operational:Revenue:General Revenue:Taxes:Property Rates:Levies	026200110 Medical Aid	386,856.00	(30,307.80)	356,548.20

Function	Item	Funding	SegmentDesc	TotalBudget	Adjustments	Adjusted Budget
Housing: Housing/Masakhane (Dept 026)	Expenditure:Employee Related Cost:Municipal Staff:Social Contributions:Pension	Fund:Operational:Revenue:General Revenue:Taxes:Property Rates:Levies	026200140 Pension or Provident Fund	1,495,328.00	(55,254.67)	1,440,073.33
Housing: Housing/Masakhane (Dept 026)	Expenditure:Employee Related Cost:Municipal Staff:Social Contributions:Unemployment Insurance	Fund:Operational:Revenue:General Revenue:Taxes:Property Rates:Levies	026200200 Unemployment Insurance Fund	51,230.00	(6,693.10)	44,536.90
Housing: Housing/Masakhane (Dept 026)	Expenditure:Inventory Consumed:Consumables:Standard Rated	Fund:Operational:Revenue:General Revenue:Taxes:Property Rates:Levies	026260200 Cleansing Materials	16,896.00		16,896.00
Housing: Housing/Masakhane (Dept 026)	Expenditure:Inventory Consumed:Materials and Supplies	Fund:Operational:Transfers and Subsidies:Monetary Allocations:Provincial Government:KwazuluNatal:Capacity	026263010 IT RELATED ACCESSORIES	15,000.00		15,000.00
Housing: Housing/Masakhane (Dept 026)	Expenditure:Operating Leases:Furniture and Office Equipment	Fund:Operational:Revenue:General Revenue:Taxes:Property Rates:Levies	026260070 Lease Office Machinery and Equipment	712.00		712.00
Housing: Housing/Masakhane (Dept 026)	Expenditure:Operational Cost:Advertising Publicity and Marketing:Corporate and Municipal Activities	Fund:Operational:Revenue:General Revenue:Taxes:Property Rates:Levies	026261991 Housing Masakhane events	212,420.00		212,420.00
Housing: Housing/Masakhane (Dept 026)	Expenditure:Operational Cost:Advertising Publicity and Marketing:Corporate and Municipal Activities	Fund:Operational:Transfers and Subsidies:Monetary Allocations:Provincial Government:KwazuluNatal:Capacity	0262621001 Events and Forums	20,000.00		20,000.00
Housing: Housing/Masakhane (Dept 026)	Expenditure:Operational Cost:Bank Charges Facility and Card Fees:Bank Accounts	Fund:Operational:Revenue:General Revenue:Taxes:Property Rates:Levies	026261984 Bank Charges Housing Dube Village	2,100.00		2,100.00
Housing: Housing/Masakhane (Dept 026)	Expenditure:Operational Cost:Bank Charges Facility and Card Fees:Bank Accounts	Fund:Operational:Revenue:General Revenue:Taxes:Property Rates:Levies	026261985 Bank Charges Shayamoya	2,100.00		2,100.00
Housing: Housing/Masakhane (Dept 026)	Expenditure:Operational Cost:Bank Charges Facility and Card Fees:Bank Accounts	Fund:Operational:Revenue:General Revenue:Taxes:Property Rates:Levies	026261986 Bank Charges Housing Groutville	2,100.00		2,100.00
Housing: Housing/Masakhane (Dept 026)	Expenditure:Operational Cost:Bank Charges Facility and Card Fees:Bank Accounts	Fund:Operational:Revenue:General Revenue:Taxes:Property Rates:Levies	026261987 Bank Charges Housing Steve Biko	2,100.00		2,100.00
Housing: Housing/Masakhane (Dept 026)	Expenditure:Operational Cost:Bank Charges Facility and Card Fees:Bank Accounts	Fund:Operational:Revenue:General Revenue:Taxes:Property Rates:Levies	026261988 Bank Charges Housing Operating	2,100.00		2,100.00
Housing: Housing/Masakhane (Dept 026)	Expenditure:Operational Cost:Bank Charges Facility and Card Fees:Bank Accounts	Fund:Operational:Revenue:General Revenue:Taxes:Property Rates:Levies	026261989 Bank Charges Housing Projects	2,100.00		2,100.00
Housing: Housing/Masakhane (Dept 026)	Expenditure:Operational Cost:Bank Charges Facility and Card Fees:Bank Accounts	Fund:Operational:Revenue:General Revenue:Taxes:Property Rates:Levies	026261990 Bank Charges Housing Accreditation	3,000.00		3,000.00
Housing: Housing/Masakhane (Dept 026)	Expenditure:Operational Cost:Indigent Relief	Fund:Operational:Revenue:General Revenue:Equitable Share	026260800 Subsidies Selling Schemes	619,355.00		619,355.00
Housing: Housing/Masakhane (Dept 026)	Expenditure:Operational Cost:Insurance Underwriting:Premiums	Fund:Operational:Revenue:General Revenue:Taxes:Property Rates:Levies	026260570 Insurance General	197,025.00		197,025.00
Housing: Housing/Masakhane (Dept 026)	Expenditure:Operational Cost:Municipal Services	Fund:Operational:Revenue:General Revenue:Taxes:Property Rates:Levies	026260740 Water and Sanitation	202,735.00		202,735.00
Housing: Housing/Masakhane (Dept 026)	Expenditure:Operational Cost:Printing Publications and Books	Fund:Operational:Revenue:General Revenue:Taxes:Property Rates:Levies	026260100 Printing and Stationery	56,487.00		56,487.00
Housing: Housing/Masakhane (Dept 026)	Expenditure:Operational Cost:Professional Bodies Membership and Subscription	Fund:Operational:Transfers and Subsidies:Monetary Allocations:Provincial Government:KwazuluNatal:Capacity	026255458 SUBSCRIPTIONS & MEMBERSHIPS	10,000.00		10,000.00
Housing: Housing/Masakhane (Dept 026)	Expenditure:Operational Cost:Registration Fees:Seminars Conferences Workshops and Events:National	Fund:Operational:Revenue:General Revenue:Taxes:Property Rates:Levies	026260160 Conferences and Workshops	46,599.00		46,599.00
Housing:	Expenditure:Operational Cost:Registration Fees:Seminars Conferences Workshops and Events:National	Fund:Operational:Transfers and Subsidies:Monetary Allocations:Provincial Government:KwazuluNatal:Capacity	026260880 Training for Staff	165,000.00		165,000.00
Housing:	Expenditure:Operational Cost:Skills Development	Fund:Operational:Revenue:General Revenue:Taxes:Property Rates:Levies	026200240 Skills Development Levy	94,523.00	6,550.52	101,073.52
Housing:	Expenditure:Operational Cost:Travel and Subsistence	Fund:Operational:Transfers and Subsidies:Monetary Allocations:Provincial Government:KwazuluNatal:Capacity	026260900 Travel and Subsistence	29,457.00	-	29,457.00
Housing: Housing/Masakhane (Dept 026)	Expenditure:Operational Cost:Travel and Subsistence:Domestic:Accommodation	Fund:Operational:Revenue:General Revenue:Taxes:Property Rates:Levies	026260900 Travel and Subsistence	60,263.00	-	60,263.00
Housing: Housing/Masakhane (Dept 026)	Expenditure:Operational Cost:Uniform and Protective Clothing	Fund:Operational:Revenue:General Revenue:Taxes:Property Rates:Levies	026261100 Protective Clothing	103,771.00		103,771.00

Function	Item	Funding	SegmentDesc	TotalBudget	Adjustments	Adjusted Budget
Housing: Housing/Masakhane (Dept 026)	Expenditure:Operational Cost:Vehicle Tracking	Fund:Operational:Revenue:General Revenue:Taxes:Property Rates:Levies	026261530 Tracking Fees	15,560.00		15,560.00
Housing: Housing/Masakhane (Dept 026)	Expenditure:Operational Cost:Wet Fuel	Fund:Operational:Revenue:General Revenue:Taxes:Property Rates:Levies	026260810 Sundry Oils and Fuel	146,595.00		146,595.00
Housing: Housing/Masakhane (Dept 026)	Expenditure:Operational Cost:Workmen's Compensation Fund	Fund:Operational:Revenue:General Revenue:Taxes:Property Rates:Levies	026200230 Workmen's Compensation	95,993.00		95,993.00
Housing: Housing/Masakhane (Dept 026)	Revenue:Exchange Revenue:Interest Dividend and Rent on Land:Interest:Current and Non-current Assets:Financial Assets	Fund:Operational:Revenue:General Revenue:Interest Dividend and Rent on Land:Interest:Current and Non-current Assets	026065122 Interest on HAA	(8,151.00)		(8,151.00)
Housing: Housing/Masakhane (Dept 026)	Revenue:Exchange Revenue:Interest Dividend and Rent on Land:Interest:Current and Non-current Assets:Short Term Investments and Call	Fund:Operational:Revenue:General Revenue:Interest Dividend and Rent on Land:Interest:Current and Non-current Assets	026025085 Protea Heights Interest on Installment	(25,000.00)		(25,000.00)
Housing: Housing/Masakhane (Dept 026)	Revenue:Exchange Revenue:Operational Revenue:Insurance Refund	Fund:Operational:Revenue:General Revenue:Operational Revenue	026060180 Recovery of Insurance	(606.00)		(606.00)
Housing: Housing/Masakhane (Dept 026)	Revenue:Exchange Revenue:Rental from Fixed Assets:Non-market Related:Property Plant and Equipment:Ad-hoc rentals:Community Assets	Fund:Operational:Revenue:General Revenue:Rental from Fixed Assets	026020140 Rent	(460,000.00)		(460,000.00)
Housing: Housing/Masakhane (Dept 026)	Revenue:Exchange Revenue:Sales of Goods and Rendering of Services:Legal Fees	Fund:Operational:Revenue:General Revenue:Operational Revenue	026055017 Transfer Costs DOHS	(150,000.00)		(150,000.00)
Housing: Housing/Masakhane (Dept 026)	Revenue:Non-exchange Revenue:Transfers and Subsidies:Capital:Monetary Allocations:Provincial	Fund:Capital:Transfers and Subsidies:Monetary Allocations:Provincial Government:KwazuluNatal:Infrastru	026065121 Housing Accreditation Funding (Capital)	(60,000.00)		(60,000.00)
Housing: Housing/Masakhane (Dept 026)	Revenue:Non-exchange Revenue:Transfers and Subsidies:Operational:Monetary Allocations:National Revenue Fund:Equitable Share	Fund:Operational:Revenue:General Revenue:Equitable Share	026055095 Equitable Share	(1,519,355.00)		(1,519,355.00)
Housing: Housing/Masakhane (Dept 026)	Revenue:Non-exchange Revenue:Transfers and Subsidies:Operational:Monetary Allocations:Provincial	Fund:Operational:Transfers and Subsidies:Monetary Allocations:Provincial Government:KwazuluNatal:Capacity	026065121 Operational costs- Accredited Municipalities	(6,172,000.00)		(6,172,000.00)
Housing: Housing/Masak	Expenditure:Default	Fund:Non-funding Transactions	026260970 Electricity and Rates Costing	456,563		456,563
Governance Function: Internal Audit (Dept 023)	Expenditure:Contracted Services:Consultants and Professional Services:Business and Advisory:Audit Committee	Fund:Operational:Revenue:General Revenue:Equitable Share	023261450 Audit Committe	491,880.00	(250,000.00)	241,880.00
Governance Function: Internal Audit (Dept 023)	Expenditure:Contracted Services:Consultants and Professional Services:Business and Advisory:Communications	Fund:Operational:Revenue:General Revenue:Equitable Share	023261977 Whistle blowing	98,078.00		98,078.00
Governance Function: Internal Audit (Dept 023)	Expenditure:Contracted Services:Contractors:Maintenance of Equipment	Fund:Operational:Revenue:General Revenue:Taxes:Property Rates:Levies	023235230 Vehicles and Plant	11,002.00		11,002.00
Governance Function: Internal Audit (Dept 023)	Expenditure:Depreciation and Amortisation:Amortisation:Intangible Assets:Licences and Rights:Computer Software and Applications	Fund:Non-funding Transactions	023 Licences and Rights Depreciation	28,023.00		28,023.00
Governance Function: Internal Audit (Dept 023)	Expenditure:Depreciation and Amortisation:Depreciation:Computer Equipment	Fund:Non-funding Transactions	023 Computer Equipment Depreciation	2,654.00		2,654.00
Governance Function: Internal Audit (Dept 023)	Expenditure:Depreciation and Amortisation:Depreciation:Furniture and Office Equipment	Fund:Non-funding Transactions	023 Furniture and Office Equipment Depreciation	664.00		664.00
Governance Function: Internal Audit (Dept 023)	Expenditure:Depreciation and Amortisation:Depreciation:Machinery and Equipment	Fund:Non-funding Transactions	023 Machinery and Equipment Depreciation	169.00		169.00
Governance Function: Internal Audit (Dept 023)	Expenditure:Depreciation and Amortisation:Depreciation:Transport Assets	Fund:Non-funding Transactions	023 Transport Assets Depreciation	361.00		361.00
Governance Function: Internal Audit (Dept 023)	Expenditure:Employee Related Cost:Municipal Staff:Salaries Wages and Allowances:Basic Salary and Wages	Fund:Operational:Revenue:General Revenue:Taxes:Property Rates:Levies	023200000 Basic Salary and Wages	2,484,665.00	(403,481.99)	2,081,183.01
Governance Function: Internal Audit (Dept 023)	Expenditure:Employee Related Cost:Municipal Staff:Salaries Wages and Allowances:Allowances:Travel or Motor Vehicle	Fund:Operational:Revenue:General Revenue:Taxes:Property Rates:Levies	023200180 Travel or Motor Vehicle Allowance	985,908.00	(97,757.59)	289,150.41
Governance Function: Internal Audit (Dept 023)	Expenditure:Employee Related Cost:Municipal Staff:Salaries Wages and Allowances:Allowances:Service Related Benefits:Bonus	Fund:Operational:Revenue:General Revenue:Taxes:Property Rates:Levies	023200010 Bonus	207,055.00	(66,551.79)	140,503.27

Function	Item	Funding	SegmentDesc	TotalBudget	Adjustments	Adjusted Budget
Governance Function: Internal Audit (Dept 023)	Expenditure:Employee Related Cost:Municipal Staff:Salaries Wages and Allowances:Basic Salary and Wages	Fund:Operational:Transfers and Subsidies:Monetary Allocations:National Government:Local Government	023200000 Basic Salary and Wages	400,000.00		400,000.00
Governance Function: Internal Audit (Dept 023)	Expenditure:Employee Related Cost:Municipal Staff:Social Contributions:Medical	Fund:Operational:Revenue:General Revenue:Taxes:Property Rates:Levies	023200110 Medical Aid	128,732.00	(27,279.80)	101,452.20
Governance Function: Internal Audit (Dept 023)	Expenditure:Employee Related Cost:Municipal Staff:Social Contributions:Pension	Fund:Operational:Revenue:General Revenue:Taxes:Property Rates:Levies	023200140 Pension or Provident Fund	447,364.00	(140,628.08)	306,735.92
Governance Function: Internal Audit (Dept 023)	Expenditure:Operational Cost:Skills Development Fund Levy	Fund:Operational:Revenue:General Revenue:Taxes:Property Rates:Levies	023200240 Skills Development Levy	31,022.00	(5,762.78)	25,259.22
Governance Function: Internal Audit (Dept 023)	Expenditure:Employee Related Cost:Municipal Staff:Salaries Wages and Allowances:Cellular and Telephone Telephone	Fund:Operational:Revenue:General Revenue:Taxes:Property Rates:Levies	023200190 Cellular and Telephone Allowance	29,938.00	(8,158.00)	21,780.00
Governance Function: Internal Audit (Dept 023)	Expenditure:Employee Related Cost:Municipal Staff:Social Contributions:Group Life Insurance	Fund:Operational:Revenue:General Revenue:Taxes:Property Rates:Levies	023200080 Group Life Insurance	21,741.00	(5,800.54)	15,940.46
Governance Function: Internal Audit (Dept 023)	Expenditure:Employee Related Cost:Municipal Staff:Salaries Wages and Allowances:Allowances:Housing Benefits and Incidental:Housing Benefits	Fund:Operational:Revenue:General Revenue:Taxes:Property Rates:Levies	023200090 Housing Benefits Subsidy	19,072.00	(3,978.76)	15,093.24
Governance Function: Internal Audit (Dept 023)	Expenditure:Employee Related Cost:Municipal Staff:Salaries Wages and Allowances:Allowances:Service Related Benefits:Overtime:Structured	Fund:Operational:Revenue:General Revenue:Taxes:Property Rates:Levies	023200060 Overtime: Structured	15,000.00	(2,966.01)	12,033.99
Governance Function: Internal Audit (Dept 023)	Expenditure:Employee Related Cost:Municipal Staff:Salaries Wages and Allowances:Allowances:Service Related Benefits:Leave Pay	Fund:Operational:Revenue:General Revenue:Taxes:Property Rates:Levies	023200020 Leave Pay	20,179.00	(10,284.79)	9,894.21
Governance Function: Internal Audit (Dept 023)	Expenditure:Employee Related Cost:Municipal Staff:Social Contributions:Unemployment Insurance	Fund:Operational:Revenue:General Revenue:Taxes:Property Rates:Levies	023200200 Unemployment Insurance Fund	12,708.00	(3,212.55)	9,495.45
Governance Function: Internal Audit (Dept 023)	Expenditure:Operational Cost:Travel and Subsistence:Domestic:Accommodation	Fund:Operational:Revenue:General Revenue:Taxes:Property Rates:Levies	023260900 Travel and Subsistence	107,316.00	-	107,316.00
Governance Function: Internal Audit (Dept 023)	Expenditure:Inventory Consumed:Consumables:Standard Rated	Fund:Operational:Revenue:General Revenue:Taxes:Property Rates:Levies	023260200 Cleansing Materials	5,396.00		5,396.00
Governance Function: Internal Audit (Dept 023)	Expenditure:Operational Cost:Communication:Telephone Fax Telegraph and Telex	Fund:Operational:Revenue:General Revenue:Equitable Share	023261979 Anti Fraud Hotline	28,498.00		28,498.00
Governance Function: Internal Audit (Dept 023)	Expenditure:Operational Cost:External Computer Service:Software Licences	Fund:Operational:Revenue:General Revenue:Taxes:Property Rates:Levies	023261980 Risk Management software	168,016.00		168,016.00
Governance Function: Internal Audit (Dept 023)	Expenditure:Operational Cost:Insurance Underwriting:Premiums	Fund:Operational:Revenue:General Revenue:Taxes:Property Rates:Levies	023260570 Insurance General	26,702.00		26,702.00
Governance Function: Internal Audit (Dept 023)	Expenditure:Operational Cost:Municipal Services	Fund:Operational:Revenue:General Revenue:Taxes:Property Rates:Levies	023260740 Water and Sanitation	20,393.00		20,393.00
Governance Function: Internal Audit (Dept 023)	Expenditure:Operational Cost:Printing Publications and Books	Fund:Operational:Revenue:General Revenue:Taxes:Property Rates:Levies	023260100 Printing and Stationery	8,104.00		8,104.00
Governance Function: Internal Audit (Dept 023)	Expenditure:Operational Cost:Professional Bodies Membership and Subscription	Fund:Operational:Revenue:General Revenue:Taxes:Property Rates:Levies	023261120 Institute Membership Fees	29,052.00		29,052.00
Governance Function: Internal Audit (Dept 023)	Expenditure:Operational Cost:Registration Fees:Seminars Conferences Workshops and Events:National	Fund:Operational:Revenue:General Revenue:Taxes:Property Rates:Levies	023260160 Conferences and Workshops	54,203.00		54,203.00
Governance Function: Internal Audit (Dept 023)	Expenditure:Employee Related Cost:Municipal Staff:Social Contributions:Bargaining Council	Fund:Operational:Revenue:General Revenue:Taxes:Property Rates:Levies	023200160 Bargaining Council Levies	1,037.00	(282.08)	754.92
Governance Function: Internal Audit (Dept 023)	Expenditure:Operational Cost:Uniform and Protective Clothing	Fund:Operational:Revenue:General Revenue:Taxes:Property Rates:Levies	023261100 Protective Clothing	6,354.00		6,354.00
Governance Function: Internal Audit (Dept 023)	Expenditure:Operational Cost:Vehicle Tracking	Fund:Operational:Revenue:General Revenue:Taxes:Property Rates:Levies	023261590 Tracking Fees	2,953.00		2,953.00
Governance Function: Internal Audit (Dept 023)	Expenditure:Operational Cost:Wet Fuel	Fund:Operational:Revenue:General Revenue:Taxes:Property Rates:Levies	023260610 Sundry Oils and Fuel	6,983.00		6,983.00
Governance Function: Internal Audit (Dept 023)	Expenditure:Operational Cost:Workmen's Compensation Fund	Fund:Operational:Revenue:General Revenue:Taxes:Property Rates:Levies	023200290 Workmen's Compensation	31,845.00		31,845.00
Governance Function: Internal Audit (Dept 023)	Revenue:Default	Fund:Non-funding Transactions	023280060 Charges to Other Department	(604,577.00)		(604,577.00)

Function	Item	Funding	SegmentDesc	TotalBudget	Adjustments	Adjusted Budget
Governance Function:	Revenue:Non-exchange	Fund:Operational:Revenue:General	023055095 Equitable Share	(668,457.00)		(668,457.00)
Governance Function: Int	Expenditure:Default	Fund:Non-funding Transactions	023260970 Electricity and Rates Costing	8,575		8,575
Fleet Management: Vehi	Expenditure:Default	Fund:Non-funding Transactions	355290000 Vehicles and Plant Costing	581,879		581,879
Fleet Management: Vehicle Distribution (Dept 355)	Expenditure:Contracted Services:Contractors:Maintenance of Equipment	Fund:Operational:Revenue:General Revenue:Taxes:Property Rates:Levies	355235230 Vehicles and Plant	1,483,009.00		1,483,009.00
Fleet Management: Vehicle Distribution (Dept 355)	Expenditure:Operational Cost:Insurance Underwriting:Premiums	Fund:Operational:Revenue:General Revenue:Taxes:Property Rates:Levies	355260570 Insurance General	347,172.00		347,172.00
Fleet Management: Vehicle Distribution (Dept 355)	Expenditure:Operational Cost:Wet Fuel	Fund:Operational:Revenue:General Revenue:Taxes:Property Rates:Levies	355260810 Sundry Oils and Fuel	1,409,319.00		1,409,319.00
Fleet Management: Vehicle Distribution (Dept 355)	Revenue:Default	Fund:Non-funding Transactions	355280040 Recharged Salaries	(2,380,667.00)		(2,380,667.00)
Fleet Management: Mech	Expenditure:Default	Fund:Non-funding Transactions	360260970 Electricity and Rates Costing	42,889		42,889
Fleet Management: Mech	Expenditure:Default	Fund:Non-funding Transactions	360290000 Vehicles and Plant Costing	41,914		41,914
Fleet Management: Mechanical Workshop (Dept 360)	Expenditure:Contracted Services:Contractors:Maintenance of Buildings and Facilities	Fund:Operational:Revenue:General Revenue:Taxes:Property Rates:Levies	360235010 Buildings and Fences Maintenance	87,915.00		87,915.00
Fleet Management: Mechanical Workshop (Dept 360)	Expenditure:Contracted Services:Contractors:Maintenance of Equipment	Fund:Operational:Revenue:General Revenue:Taxes:Property Rates:Levies	360235210 Tools and Equipment	19,706.00		19,706.00
Fleet Management: Mechanical Workshop (Dept 360)	Expenditure:Contracted Services:Contractors:Maintenance of Equipment	Fund:Operational:Revenue:General Revenue:Taxes:Property Rates:Levies	360235230 Vehicles and Plant	127,501.00		127,501.00
Fleet Management: Mechanical Workshop (Dept 360)	Expenditure:Contracted Services:Contractors:Maintenance of Equipment	Fund:Operational:Revenue:General Revenue:Taxes:Property Rates:Levies	360235330 Kitchenware	308.00		308.00
Fleet Management: Mechanical Workshop (Dept 360)	Expenditure:Contracted Services:Contractors:Maintenance of Equipment	Fund:Operational:Revenue:General Revenue:Taxes:Property Rates:Levies	360235090 Plant and Equipment	1,673.00		1,673.00
Fleet Management: Mechanical Workshop (Dept 360)	Expenditure:Contracted Services:Contractors:Maintenance of Equipment	Fund:Operational:Revenue:General Revenue:Taxes:Property Rates:Levies	360235420 Occupational Safety Requirement	57,216.00		57,216.00
Fleet Management: Mechanical Workshop (Dept 360)	Expenditure:Contracted Services:Outsourced Services:Professional Staff	Fund:Operational:Revenue:General Revenue:Taxes:Property Rates:Levies	360261330 Medical Examinations	990.00		990.00
Fleet Management: Mechanical Workshop (Dept 360)	Expenditure:Depreciation and Amortisation:Amortisation:Intangible Assets:Licences and Rights:Computer	Fund:Non-funding Transactions	360 Licence and Rights Depreciation	304.00		304.00
Fleet Management: Mechanical Workshop (Dept 360)	Expenditure:Depreciation and Amortisation:Depreciation:Community Assets:Community Facilities:Centres	Fund:Non-funding Transactions	360 Community Facilities Depreciation	46,922.00		46,922.00
Fleet Management: Mechanical Workshop (Dept 360)	Expenditure:Depreciation and Amortisation:Depreciation:Computer Equipment	Fund:Non-funding Transactions	360 Computer and Equipment Depreciation	3,756.00		3,756.00
Fleet Management: Mechanical Workshop (Dept 360)	Expenditure:Depreciation and Amortisation:Depreciation:Furniture and Office Equipment	Fund:Non-funding Transactions	360 Furniture and Office Equipment Depreciation	4,799.00		4,799.00
Fleet Management: Mechanical Workshop (Dept 360)	Expenditure:Depreciation and Amortisation:Depreciation:Machinery and Equipment	Fund:Non-funding Transactions	360 Machinery and Equipment Depreciation	395,699.00		395,699.00
Fleet Management: Mechanical Workshop (Dept 360)	Expenditure:Depreciation and Amortisation:Depreciation:Transport Assets	Fund:Non-funding Transactions	360 Transport Assets Depreciation	1,490,067.00		1,490,067.00
Fleet Management: Mechanical Workshop (Dept 360)	Expenditure:Employee Related Cost:Municipal Staff:Salaries Wages and Allowances:Allowances:Cellular and	Fund:Operational:Revenue:General Revenue:Taxes:Property Rates:Levies	360200190 Cellular and Telephone Allowance	29,957.00	(1,387.00)	28,570.00
Fleet Management: Mechanical Workshop (Dept 360)	Expenditure:Employee Related Cost:Municipal Staff:Salaries Wages and Allowances:Allowances:Housing Benefits	Fund:Operational:Revenue:General Revenue:Taxes:Property Rates:Levies	360200090 Housing Benefits Subsidy	4,536.00	(1,396.00)	3,150.00
Fleet Management: Mechanical Workshop (Dept 360)	Expenditure:Employee Related Cost:Municipal Staff:Salaries Wages and Allowances:Allowances:Service Related Benefits:Bonus	Fund:Operational:Revenue:General Revenue:Taxes:Property Rates:Levies	360200010 Bonus	256,168.00	(31,196.17)	224,971.83
Fleet Management: Mechanical Workshop (Dept 360)	Expenditure:Employee Related Cost:Municipal Staff:Salaries Wages and Allowances:Allowances:Service Related	Fund:Operational:Revenue:General Revenue:Taxes:Property Rates:Levies	360200020 Leave Pay	78,724.00	(30,230.57)	48,493.43

Function	Item	Funding	SegmentDesc	TotalBudget	Adjustments	Adjusted Budget
Fleet Management: Mechanical Workshop (Dept 360)	Expenditure:Employee Related Cost:Municipal Staff:Salaries Wages and Allowances:Allowances:Service Related	Fund:Operational:Revenue:General Revenue:Taxes:Property Rates:Levies	360200060 Overtime: Structured	720,850.00	(138,475.98)	582,374.02
Fleet Management: Mechanical Workshop (Dept 360)	Expenditure:Employee Related Cost:Municipal Staff:Salaries Wages and Allowances:Allowances:Service Related	Fund:Operational:Revenue:General Revenue:Taxes:Property Rates:Levies	360200070 Standby Allowance	249,652.00	(29,787.12)	219,864.88
Fleet Management: Mechanical Workshop (Dept 360)	Expenditure:Employee Related Cost:Municipal Staff:Salaries Wages and Allowances:Allowances:Service Related	Fund:Operational:Revenue:General Revenue:Taxes:Property Rates:Levies	360200260 Tool Allowance	25,759.00	(4,937.96)	20,821.04
Fleet Management: Mechanical Workshop (Dept 360)	Expenditure:Employee Related Cost:Municipal Staff:Salaries Wages and Allowances:Allowances:Travel or Motor Vehicle	Fund:Operational:Revenue:General Revenue:Taxes:Property Rates:Levies	360200180 Travel or Motor Vehicle Allowance	137,802.00	(6,738.60)	131,063.40
Fleet Management: Mechanical Workshop (Dept 360)	Expenditure:Employee Related Cost:Municipal Staff:Salaries Wages and Allowances:Basic Salary and Wages	Fund:Operational:Revenue:General Revenue:Taxes:Property Rates:Levies	360200000 Basic Salary and Wages	3,016,221.00	(93,152.92)	2,923,068.08
Fleet Management: Mechanical Workshop (Dept 360)	Expenditure:Employee Related Cost:Municipal Staff:Social Contributions:Bargaining Council	Fund:Operational:Revenue:General Revenue:Taxes:Property Rates:Levies	360200160 Bargaining Council Levies	2,074.00	(508.24)	1,565.76
Fleet Management: Mechanical Workshop (Dept 360)	Expenditure:Employee Related Cost:Municipal Staff:Social Contributions:Group Life Insurance	Fund:Operational:Revenue:General Revenue:Taxes:Property Rates:Levies	360200080 Group Life Insurance	26,898.00	(6,451.77)	20,446.23
Fleet Management: Mechanical Workshop (Dept 360)	Expenditure:Employee Related Cost:Municipal Staff:Social Contributions:Medical	Fund:Operational:Revenue:General Revenue:Taxes:Property Rates:Levies	360200110 Medical Aid	480,220.00	(24,090.40)	456,129.60
Fleet Management: Mechanical Workshop (Dept 360)	Expenditure:Employee Related Cost:Municipal Staff:Social Contributions:Pension	Fund:Operational:Revenue:General Revenue:Taxes:Property Rates:Levies	360200140 Pension or Provident Fund	538,876.00	(22,015.81)	516,860.19
Fleet Management: Mechanical Workshop (Dept 360)	Expenditure:Employee Related Cost:Municipal Staff:Social Contributions:Unemployment Insurance	Fund:Operational:Revenue:General Revenue:Taxes:Property Rates:Levies	360200200 Unemployment Insurance Fund	26,963.00	(1,847.05)	25,115.95
Fleet Management: Mechanical Workshop (Dept 360)	Expenditure:Inventory Consumed:Consumables:Standard Rated	Fund:Operational:Revenue:General Revenue:Taxes:Property Rates:Levies	360260200 Cleansing Materials	28,981.00		28,981.00
Fleet Management: Mechanical Workshop (Dept 360)	Expenditure:Inventory Consumed:Materials and Supplies	Fund:Operational:Revenue:General Revenue:Taxes:Property Rates:Levies	360261000 Stores and Materials 3	23,439.00		23,439.00
Fleet Management: Mechanical Workshop (Dept 360)	Expenditure:Inventory Consumed:Materials and Supplies	Fund:Operational:Revenue:General Revenue:Taxes:Property Rates:Levies	360260960 Welding Materials	5,164.00		5,164.00
Fleet Management: Mechanical Workshop (Dept 360)	Expenditure:Operational Cost:Insurance Underwriting:Premiums	Fund:Operational:Revenue:General Revenue:Taxes:Property Rates:Levies	360260570 Insurance General	14,533.00		14,533.00
Fleet Management: Mechanical Workshop (Dept 360)	Expenditure:Operational Cost:Municipal Services	Fund:Operational:Revenue:General Revenue:Taxes:Property Rates:Levies	360260740 Water and Sanitation	206,553.00		206,553.00
Fleet Management: Mechanical Workshop (Dept 360)	Expenditure:Operational Cost:Printing Publications and Books	Fund:Operational:Revenue:General Revenue:Taxes:Property Rates:Levies	360260100 Printing and Stationery	10,207.00		10,207.00
Fleet Management: Mechanical Workshop (Dept 360)	Expenditure:Operational Cost:Skills Development Fund Levy	Fund:Operational:Revenue:General Revenue:Taxes:Property Rates:Levies	360200240 Skills Development Levy	47,590.00	(3,221.70)	44,368.30
Fleet Management: Mechanical Workshop (Dept 360)	Expenditure:Operational Cost:Travel and Subsistence:Domestic:Accommodation	Fund:Operational:Revenue:General Revenue:Taxes:Property Rates:Levies	360260900 Travel and Subsistence	319.00		319.00
Fleet Management: Mechanical Workshop (Dept 360)	Expenditure:Operational Cost:Uniform and Protective Clothing	Fund:Operational:Revenue:General Revenue:Taxes:Property Rates:Levies	360261100 Protective Clothing	69,934.00		69,934.00
Fleet Management: Mechanical Workshop (Dept 360)	Expenditure:Operational Cost:Vehicle Tracking	Fund:Operational:Revenue:General Revenue:Taxes:Property Rates:Levies	360261530 Tracking Fees	6,669.00		6,669.00
Fleet Management: Mechanical Workshop (Dept 360)	Expenditure:Operational Cost:Wet Fuel	Fund:Operational:Revenue:General Revenue:Taxes:Property Rates:Levies	360260810 Sundry Oils and Fuel	147,512.00		147,512.00
Fleet Management: Mechanical Workshop (Dept 360)	Expenditure:Operational Cost:Workmen's Compensation Fund	Fund:Operational:Revenue:General Revenue:Taxes:Property Rates:Levies	360200230 Workmen's Compensation	37,705.00		37,705.00
Fleet Management: Mechanical Workshop (Dept 360)	Revenue:Default	Fund:Non-funding Transactions	360280040 Recharged Salaries	(596,589.00)		(596,589.00)
Fire Fighting and Protection: Fire and Emergency (Dept 042)	Expenditure:Contracted Services:Contractors:Maintenance of Buildings and Facilities	Fund:Operational:Revenue:General Revenue:Taxes:Property Rates:Levies	042235010 Buildings and Fences Maintenance	184,720.00		184,720.00
Fire Fighting and Protection: Fire and Emergency (Dept 042)	Expenditure:Contracted Services:Contractors:Maintenance of Equipment	Fund:Operational:Revenue:General Revenue:Taxes:Property Rates:Levies	042235230 Vehicles and Plant	1,181,461.00		1,181,461.00
Fire Fighting and Protection: Fire and Emergency (Dept 042)	Expenditure:Contracted Services:Contractors:Maintenance of Equipment	Fund:Operational:Revenue:General Revenue:Taxes:Property Rates:Levies	042235090 Emergency Plant Equipment	511,155.00	(269,283.00)	241,872.00

Function	Item	Funding	SegmentDesc	TotalBudget	Adjustments	Adjusted Budget
Fire Fighting and Protection: Fire and Emergency (Dept 042)	Expenditure:Contracted Services:Contractors:Maintenance of Equipment	Fund:Operational:Revenue:General Revenue:Taxes:Property Rates:Levies	042235050 Furniture/Office Machinery and Equipment	6,354.00		6,354.00
Fire Fighting and Protection: Fire and Emergency (Dept 042)	Expenditure:Contracted Services:Contractors:Maintenance of Equipment	Fund:Operational:Revenue:General Revenue:Taxes:Property Rates:Levies	042235060 General Equipment Signs	10,851.00		10,851.00
Fire Fighting and Protection: Fire and Emergency (Dept 042)	Expenditure:Contracted Services:Contractors:Maintenance of Equipment	Fund:Operational:Revenue:General Revenue:Taxes:Property Rates:Levies	042235110 Radio Repairs	75,224.00		75,224.00
Fire Fighting and Protection: Fire and Emergency (Dept 042)	Expenditure:Contracted Services:Contractors:Maintenance of Equipment	Fund:Operational:Revenue:General Revenue:Taxes:Property Rates:Levies	042235240 Occupational Safety Requirements	5,860.00		5,860.00
Fire Fighting and Protection: Fire and Emergency (Dept 042)	Expenditure:Contracted Services:Contractors:Maintenance of Equipment	Fund:Operational:Revenue:General Revenue:Taxes:Property Rates:Levies	042235040 Fire Extinguishers Hydrants	95,310.00		95,310.00
Fire Fighting and Protection: Fire and Emergency (Dept 042)	Expenditure:Contracted Services:Contractors:Maintenance of Equipment	Fund:Operational:Revenue:General Revenue:Taxes:Property Rates:Levies	042235030 Replacement of Hose	182,688.00		182,688.00
Fire Fighting and Protection: Fire and Emergency (Dept 042)	Expenditure:Contracted Services:Outsourced Services:Professional Staff	Fund:Operational:Revenue:General Revenue:Taxes:Property Rates:Levies	042261330 Medical Examinations	7,447.00		7,447.00
Fire Fighting and Protection: Fire and Emergency (Dept 042)	Expenditure:Depreciation and Amortisation:Depreciation:Community Assets:Community Facilities:Police	Fund:Non-funding Transactions	042 Community Facilities Depreciation	58,418.00		58,418.00
Fire Fighting and Protection: Fire and Emergency (Dept 042)	Expenditure:Depreciation and Amortisation:Depreciation:Computer Equipment	Fund:Non-funding Transactions	042 Computer Equipment Depreciation	8,662.00		8,662.00
Fire Fighting and Protection: Fire and Emergency (Dept 042)	Expenditure:Depreciation and Amortisation:Depreciation:Furniture and Office Equipment	Fund:Non-funding Transactions	042 Furniture and Office Equipment Depreciation	60,277.00		60,277.00
Fire Fighting and Protection: Fire and Emergency (Dept 042)	Expenditure:Depreciation and Amortisation:Depreciation:Machinery and Equipment	Fund:Non-funding Transactions	042 Machinery and Equipment Depreciation	480,170.00		480,170.00
Fire Fighting and Protection: Fire and Emergency (Dept 042)	Expenditure:Depreciation and Amortisation:Depreciation:Other Assets:Operational Buildings:Municipal Offices	Fund:Non-funding Transactions	042 Operational Buildings Depreciation	17,421.00		17,421.00
Fire Fighting and Protection: Fire and Emergency (Dept 042)	Expenditure:Depreciation and Amortisation:Depreciation:Transport Assets	Fund:Non-funding Transactions	042 Transport Assets Depreciation	228,474.00		228,474.00
Fire Fighting and Protection: Fire and Emergency (Dept 042)	Expenditure:Employee Related Cost:Municipal Staff:Salaries Wages and Allowances:Allowances:Cellular and Telephone	Fund:Operational:Revenue:General Revenue:Taxes:Property Rates:Levies	042200190 Cellular and Telephone Allowance	26,957.00	(1,997.00)	24,960.00
Fire Fighting and Protection: Fire and Emergency (Dept 042)	Expenditure:Employee Related Cost:Municipal Staff:Salaries Wages and Allowances:Allowances:Housing Benefits	Fund:Operational:Revenue:General Revenue:Taxes:Property Rates:Levies	042200090 Housing Benefits Subsidy	62,312.00	(5,984.04)	56,327.96
Fire Fighting and Protection: Fire and Emergency (Dept 042)	Expenditure:Employee Related Cost:Municipal Staff:Salaries Wages and Allowances:Allowances:Service Related	Fund:Operational:Revenue:General Revenue:Taxes:Property Rates:Levies	042200010 Bonus	1,277,510.00	(44,419.58)	1,233,090.42
Fire Fighting and Protection: Fire and Emergency (Dept 042)	Expenditure:Employee Related Cost:Municipal Staff:Salaries Wages and Allowances:Allowances:Service Related	Fund:Operational:Revenue:General Revenue:Taxes:Property Rates:Levies	042200020 Leave Pay	606,591.00	(285,659.06)	320,931.94
Fire Fighting and Protection: Fire and Emergency (Dept 042)	Expenditure:Employee Related Cost:Municipal Staff:Salaries Wages and Allowances:Allowances:Service Related	Fund:Operational:Revenue:General Revenue:Taxes:Property Rates:Levies	042200060 Overtime: Structured	7,391,955.00	53,051.40	7,445,006.40
Fire Fighting and Protection: Fire and Emergency (Dept 042)	Expenditure:Employee Related Cost:Municipal Staff:Salaries Wages and Allowances:Allowances:Service Related	Fund:Operational:Revenue:General Revenue:Taxes:Property Rates:Levies	042200070 Standby Allowance	1,848,335.00	37,793.00	1,886,129.00
Fire Fighting and Protection: Fire and Emergency (Dept 042)	Expenditure:Employee Related Cost:Municipal Staff:Salaries Wages and Allowances:Allowances:Travel or Motor	Fund:Operational:Revenue:General Revenue:Taxes:Property Rates:Levies	042200180 Travel or Motor Vehicle Allowance	271,486.00	(18,692.80)	252,793.20
Fire Fighting and Protection: Fire and Emergency (Dept 042)	Expenditure:Employee Related Cost:Municipal Staff:Salaries Wages and Allowances:Basic Salary and Wages	Fund:Operational:Revenue:General Revenue:Taxes:Property Rates:Levies	042200000 Basic Salary and Wages	15,118,525.00	(612,113.88)	14,506,411.12
Fire Fighting and Protection: Fire and Emergency (Dept 042)	Expenditure:Employee Related Cost:Municipal Staff:Social Contributions:Bargaining Council	Fund:Operational:Revenue:General Revenue:Taxes:Property Rates:Levies	042200160 Bargaining Council Levies	9,072.00	(1,494.84)	7,577.16
Fire Fighting and Protection: Fire and Emergency (Dept 042)	Expenditure:Employee Related Cost:Municipal Staff:Social Contributions:Group Life Insurance	Fund:Operational:Revenue:General Revenue:Taxes:Property Rates:Levies	042200080 Group Life Insurance	134,139.00	(1,874.61)	132,264.39
Fire Fighting and Protection: Fire and Emergency (Dept 042)	Expenditure:Employee Related Cost:Municipal Staff:Social Contributions:Medical	Fund:Operational:Revenue:General Revenue:Taxes:Property Rates:Levies	042200110 Medical Aid	1,965,500.00	(71,240.00)	1,894,260.00
Fire Fighting and Protection: Fire and Emergency (Dept 042)	Expenditure:Employee Related Cost:Municipal Staff:Social Contributions:Unemployment Insurance	Fund:Operational:Revenue:General Revenue:Taxes:Property Rates:Levies	042200140 Pension or Provident	2,347,805.00	(90,164.41)	2,257,640.59
Fire Fighting and Protection: Fire and Emergency (Dept 042)	Expenditure:Employee Related Cost:Municipal Staff:Social Contributions:Unemployment Insurance	Fund:Operational:Revenue:General Revenue:Taxes:Property Rates:Levies	042200200 Unemployment Insurance Fund	144,066.00	(24,088.16)	119,977.84

Function	Item	Funding	SegmentDesc	TotalBudget	Adjustments	Adjusted Budget
Fire Fighting and Protection: Fire and Emergency (Dept 042)	Expenditure:Inventory Consumed:Consumables:Standard Rated	Fund:Operational:Revenue:General Revenue:Taxes:Property Rates:Levies	042260140 Batteries	5,274.00		5,274.00
Fire Fighting and Protection: Fire and Emergency (Dept 042)	Expenditure:Inventory Consumed:Consumables:Standard Rated	Fund:Operational:Revenue:General Revenue:Taxes:Property Rates:Levies	042261672 Bedding Linen	15,527.00		15,527.00
Fire Fighting and Protection: Fire and Emergency (Dept 042)	Expenditure:Inventory Consumed:Consumables:Standard Rated	Fund:Operational:Revenue:General Revenue:Taxes:Property Rates:Levies	042261689 Fire Fighting Foam	93,936.00		93,936.00
Fire Fighting and Protection: Fire and Emergency (Dept 042)	Expenditure:Inventory Consumed:Consumables:Standard Rated	Fund:Operational:Revenue:General Revenue:Taxes:Property Rates:Levies	042261650 First Aid Trauma Bags	9,929.00		9,929.00
Fire Fighting and Protection: Fire and Emergency (Dept 042)	Expenditure:Inventory Consumed:Consumables:Standard Rated	Fund:Operational:Revenue:General Revenue:Taxes:Property Rates:Levies	042260200 Cleansing Materials	35,669.00		35,669.00
Fire Fighting and Protection: Fire and Emergency (Dept 042)	Expenditure:Inventory Consumed:Materials and Supplies	Fund:Operational:Revenue:General Revenue:Taxes:Property Rates:Levies	042260520 First Aid Equipment	48,414.00		48,414.00
Fire Fighting and Protection: Fire and Emergency (Dept 042)	Expenditure:Inventory Consumed:Materials and Supplies	Fund:Operational:Revenue:General Revenue:Taxes:Property Rates:Levies	042260500 Cylinder Refill	7,123.00		7,123.00
Fire Fighting and Protection: Fire and Emergency (Dept 042)	Expenditure:Inventory Consumed:Materials and Supplies	Fund:Operational:Revenue:General Revenue:Taxes:Property Rates:Levies	042260400 Laundry	2,118.00		2,118.00
Fire Fighting and Protection: Fire and Emergency (Dept 042)	Expenditure:Operating Leases:Furniture and Office Equipment	Fund:Operational:Revenue:General Revenue:Taxes:Property Rates:Levies	042260070 Lease Office Machinery and Equipment	11,658.00		11,658.00
Fire Fighting and Protection: Fire and Emergency (Dept 042)	Expenditure:Operating Leases:Machinery and Equipment	Fund:Operational:Revenue:General Revenue:Taxes:Property Rates:Levies	042260490 Hire of Plant & Machinery/ Transport	17,140.00		17,140.00
Fire Fighting and Protection: Fire and Emergency (Dept 042)	Expenditure:Operating Leases:Machinery and Equipment	Fund:Operational:Revenue:General Revenue:Taxes:Property Rates:Levies	042260950 Hire of Plant	141,902.00		141,902.00
Fire Fighting and Protection: Fire and Emergency (Dept 042)	Expenditure:Operational Cost:Advertising Publicity and Marketing:Corporate and Municipal Activities	Fund:Operational:Revenue:General Revenue:Taxes:Property Rates:Levies	042261318 Emergency No Awareness	10,590.00		10,590.00
Fire Fighting and Protection: Fire and Emergency (Dept 042)	Expenditure:Operational Cost:Advertising Publicity and Marketing:Corporate and Municipal Activities	Fund:Operational:Revenue:General Revenue:Taxes:Property Rates:Levies	042261319 Fire Safety Awareness	10,590.00		10,590.00
Fire Fighting and Protection: Fire and Emergency (Dept 042)	Expenditure:Operational Cost:Communication:Satellite Signals	Fund:Operational:Revenue:General Revenue:Taxes:Property Rates:Levies	042261452 Dstv Subscription	14,472.00		14,472.00
Fire Fighting and Protection: Fire and Emergency (Dept 042)	Expenditure:Operational Cost:Insurance Underwriting:Premiums	Fund:Operational:Revenue:General Revenue:Taxes:Property Rates:Levies	042260570 Insurance General	199,877.00		199,877.00
Fire Fighting and Protection: Fire and Emergency (Dept 042)	Expenditure:Operational Cost:Municipal Services	Fund:Operational:Revenue:General Revenue:Taxes:Property Rates:Levies	042260740 Water and Sanitation	123,282.00		123,282.00
Fire Fighting and Protection: Fire and Emergency (Dept 042)	Expenditure:Operational Cost:Printing Publications and Books	Fund:Operational:Revenue:General Revenue:Taxes:Property Rates:Levies	042260100 Printing and Stationery	35,540.00		35,540.00
Fire Fighting and Protection: Fire and Emergency (Dept 042)	Expenditure:Operational Cost:Printing Publications and Books	Fund:Operational:Revenue:General Revenue:Taxes:Property Rates:Levies	042260110 Book Purchases	8,215.00		8,215.00
Fire Fighting and Protection: Fire and Emergency (Dept 042)	Expenditure:Operational Cost:Registration Fees:Seminars Conferences Workshops and Events:National	Fund:Operational:Revenue:General Revenue:Taxes:Property Rates:Levies	042260160 Conferences and Workshops	23,646.00		23,646.00
Fire Fighting and Protection: Fire and Emergency (Dept 042)	Expenditure:Operational Cost:Skills Development Fund Levy	Fund:Operational:Revenue:General Revenue:Taxes:Property Rates:Levies	042200240 Skills Development Levy	283,032.00	(18,540.01)	264,491.99
Fire Fighting and Protection: Fire and Emergency (Dept 042)	Expenditure:Operational Cost:Travel and Subsistence:Domestic:Accommodation	Fund:Operational:Revenue:General Revenue:Taxes:Property Rates:Levies	042260900 Travel and Subsistence	41,411.00	-	41,411.00

Function	Item	Funding	SegmentDesc	TotalBudget	Adjustments	Adjusted Budget
Fire Fighting and Protection: Fire and Emergency (Dept 042)	Expenditure:Operational Cost:Travel and Subsistence:Domestic:Daily Allowance	Fund:Operational:Revenue:General Revenue:Taxes:Property Rates:Levies	042261690 Standby Meals	41,409.00		41,409.00
Fire Fighting and Protection: Fire and Emergency (Dept 042)	Expenditure:Operational Cost:Uniform and Protective Clothing	Fund:Operational:Revenue:General Revenue:Taxes:Property Rates:Levies	042261100 Protective Clothing	977,986.00		977,986.00
Fire Fighting and Protection: Fire and Emergency (Dept 042)	Expenditure:Operational Cost:Vehicle Tracking	Fund:Operational:Revenue:General Revenue:Taxes:Property Rates:Levies	042261530 Tracking Fees	35,566.00		35,566.00
Fire Fighting and Protection: Fire and Emergency (Dept 042)	Expenditure:Operational Cost:Wet Fuel	Fund:Operational:Revenue:General Revenue:Taxes:Property Rates:Levies	042260810 Sundry Oils and Feul	696,171.00		696,171.00
Fire Fighting and Protection: Fire and Emergency (Dept 042)	Expenditure:Operational Cost:Workmen's Compensation Fund	Fund:Operational:Revenue:General Revenue:Taxes:Property Rates:Levies	042200230 Workmen's Compensation	193,575.00		193,575.00
Fire Fighting and Protection: Fire and Emergency (Dept 042)	Revenue:Exchange Revenue:Sales of Goods and Rendering of Services:Fire Services	Fund:Operational:Revenue:General Revenue:Sales of Goods and Rendering of Services	Fire Emergency Call Out Fees 04260080	(154,720.00)		(154,720.00)
Fire Fighting and Protection: Fire and Emergency (Dept 042)	Revenue:Non-exchange Revenue:Fines Penalties and Forfeits:Fines:Traffic:Municipal	Fund:Operational:Revenue:General Revenue:Fines Penalties and Forfeits	042040030 Fines: Fire protection	(10,668.00)		(10,668.00)
Fire Fighting and Protection: Fire and Emergency (Dept 042)	Revenue:Non-exchange Revenue:Licences or Permits:Trading	Fund:Operational:Revenue:General Revenue:Licences and Permits	04245020 Flammable Liquid Licences	(39,293.00)		(39,293.00)
Fire Fighting and Protection: Fire and Emergency (Dept 042)	Expenditure:Default	Fund:Non-funding Transactions	042260970 Electricity and Rates Costing	123,420		123,420
Fire Fighting and Protection: Fire and Emergency (Dept 042)	Expenditure:Default	Fund:Non-funding Transactions	042290000 Vehicles and Plant Costing	519,149		519,149
Finance: Budget & Treasury Office (Dept 215)	Expenditure:Default	Fund:Non-funding Transactions	215260970 Electricity and Rates Costing	189,150		189,150
Finance: Budget & Treasury Office (Dept 215)	Expenditure:Contracted Services:Consultants and Professional Services:Business and Advisory:Valuer and Assessors	Fund:Operational:Revenue:General Revenue:Taxes:Property Rates:Levies	215260940 Valuation Rolls	8,200,000.00	(5,500,000.00)	2,700,000.00
Finance: Budget & Treasury Office (Dept 215)	Expenditure:Contracted Services:Consultants and Professional Services:Legal Cost:Legal Advice and Litigation	Fund:Operational:Revenue:General Revenue:Taxes:Property Rates:Levies	215260420 Deeds Office Returns	178,000.00		178,000.00
Finance: Budget & Treasury Office (Dept 215)	Expenditure:Contracted Services:Contractors:Electrical	Fund:Operational:Revenue:General Revenue:Taxes:Property Rates:Levies	215262030 Correct Reading of Meters	158,850.00		158,850.00
Finance: Budget & Treasury Office (Dept 215)	Expenditure:Contracted Services:Contractors:Maintenance of Buildings and Facilities	Fund:Operational:Revenue:General Revenue:Taxes:Property Rates:Levies	215235010 Buildings and Fences Maintenance	113,059.00		113,059.00
Finance: Budget & Treasury Office (Dept 215)	Expenditure:Contracted Services:Contractors:Maintenance of Equipment	Fund:Operational:Revenue:General Revenue:Taxes:Property Rates:Levies	215235050 Furniture/Office Machinery and Equipment	5,814.00		5,814.00
Finance: Budget & Treasury Office (Dept 215)	Expenditure:Contracted Services:Contractors:Maintenance of Equipment	Fund:Operational:Revenue:General Revenue:Taxes:Property Rates:Levies	215235230 Vehicles and Plant	21,233.00		21,233.00
Finance: Budget & Treasury Office (Dept 215)	Expenditure:Contracted Services:Contractors:Maintenance of Equipment	Fund:Operational:Revenue:General Revenue:Taxes:Property Rates:Levies	215235330 Kitchenware	5,389.00		5,389.00
Finance: Budget & Treasury Office (Dept 215)	Expenditure:Contracted Services:Contractors:Maintenance of Equipment	Fund:Operational:Revenue:General Revenue:Taxes:Property Rates:Levies	215235642 Health Safety Requirements	22,911.00		22,911.00
Finance: Budget & Treasury Office (Dept 215)	Expenditure:Contracted Services:Outsourced Services:Business and Advisory:Business and Financial Management	Fund:Operational:Revenue:General Revenue:Taxes:Property Rates:Levies	215250001 Consultants and Outsourced	688,350.00		688,350.00
Finance: Budget & Treasury Office (Dept 215)	Expenditure:Contracted Services:Outsourced Services:Business and Advisory:Business and Financial Management	Fund:Operational:Transfers and Subsidies:Monetary Allocations:National Government:Local Government	215262031 Finance Submission of financial statements	900,000.00		900,000.00
Finance: Budget & Treasury Office (Dept 215)	Expenditure:Contracted Services:Outsourced Services:Meter Management	Fund:Operational:Revenue:General Revenue:Taxes:Property Rates:Levies	215261811 MAP Expense - Meter Audit	206,425.00		206,425.00

Function	Item	Funding	SegmentDesc	TotalBudget	Adjustments	Adjusted Budget
Finance: Budget & Treasury Office (Dept 215)	Expenditure:Contracted Services:Outsourced Services:Professional Staff	Fund:Operational:Revenue:General Revenue:Taxes:Property Rates:Levies	215250001 Consultants and Outsourced	323,429.00		323,429.00
Finance: Budget & Treasury Office (Dept 215)	Expenditure:Depreciation and Amortisation:Amortisation:Intangible Assets:Licences and Rights:Computer Software and Applications	Fund:Non-funding Transactions	215 Licences and Rights Depreciation	139,490.00		139,490.00
Finance: Budget & Treasury Office (Dept 215)	Expenditure:Depreciation and Amortisation:Depreciation:Community Assets:Community Facilities:Centres	Fund:Non-funding Transactions	215 Community Facilities Depreciation	20,393.00		20,393.00
Finance: Budget & Treasury Office (Dept 215)	Expenditure:Depreciation and Amortisation:Depreciation:Computer Equipment	Fund:Non-funding Transactions	215 Computer Equipment Depreciation	72,835.00		72,835.00
Finance: Budget & Treasury Office (Dept 215)	Expenditure:Depreciation and Amortisation:Depreciation:Computer Equipment	Fund:Non-funding Transactions	215 Electrical Depreciation	356.00		356.00
Finance: Budget & Treasury Office (Dept 215)	Expenditure:Depreciation and Amortisation:Depreciation:Computer Equipment	Fund:Non-funding Transactions	215 Furniture and Office Equipment	92,639.00		92,639.00
Finance: Budget & Treasury Office (Dept 215)	Expenditure:Depreciation and Amortisation:Depreciation:Machinery and Equipment	Fund:Non-funding Transactions	215 Machinery and Equipment Depreciation	51,782.00		51,782.00
Finance: Budget & Treasury Office (Dept 215)	Expenditure:Depreciation and Amortisation:Depreciation:Other Assets:Operational Buildings:Municipal Offices	Fund:Non-funding Transactions	215 Operational Buildings Depreciation	570,754.00		570,754.00
Finance: Budget & Treasury Office (Dept 215)	Expenditure:Depreciation and Amortisation:Depreciation:Solid Waste Infrastructure:Landfill Sites	Fund:Non-funding Transactions	215 Solid Waste Depreciation	35.00		35.00
Finance: Budget & Treasury Office (Dept 215)	Expenditure:Depreciation and Amortisation:Depreciation:Transport Assets	Fund:Non-funding Transactions	215 Transport Assets Depreciation	27,013.00		27,013.00
Finance: Budget & Treasury Office (Dept 215)	Expenditure:Employee Related Cost:Municipal Staff:Salaries Wages and Allowances:Allowances:Cellular and	Fund:Operational:Revenue:General Revenue:Interest Dividend and Rent on Land:Interest:Current and Non-current Assets	215200190 Cellular and Telephone Allowance	147,550.00	-	147,550.00
Finance: Budget & Treasury Office (Dept 215)	Expenditure:Employee Related Cost:Municipal Staff:Salaries Wages and Allowances:Allowances:Housing Benefits	Fund:Operational:Revenue:General Revenue:Interest Dividend and Rent on Land:Interest:Current and Non-current Assets	215200090 Housing Benefits Subsidy	128,563.00	(21,324.92)	107,238.08
Finance: Budget & Treasury Office (Dept 215)	Expenditure:Employee Related Cost:Municipal Staff:Salaries Wages and Allowances:Allowances:Service Related Benefits:Bonus	Fund:Operational:Revenue:General Revenue:Interest Dividend and Rent on Land:Interest:Current and Non-current Assets	215200010 Bonus	1,780,815.00	(391,496.58)	1,389,318.42
Finance: Budget & Treasury Office (Dept 215)	Expenditure:Employee Related Cost:Municipal Staff:Salaries Wages and Allowances:Allowances:Service Related	Fund:Operational:Revenue:General Revenue:Interest Dividend and Rent on Land:Interest:Current and Non-current Assets	215200020 Leave Pay	653,617.00	86,268.24	739,885.24
Finance: Budget & Treasury Office (Dept 215)	Expenditure:Employee Related Cost:Municipal Staff:Salaries Wages and Allowances:Allowances:Service Related	Fund:Operational:Revenue:General Revenue:Interest Dividend and Rent on Land:Interest:Current and Non-current Assets	215200060 Overtime: Structured	348,230.00	30,000.00	378,230.00
Finance: Budget & Treasury Office (Dept 215)	Expenditure:Employee Related Cost:Municipal Staff:Salaries Wages and Allowances:Allowances:Travel or Motor	Fund:Operational:Revenue:General Revenue:Interest Dividend and Rent on Land:Interest:Current and Non-current Assets	215200180 Travel or Motor Vehicle Allowance	1,579,020.00	(578,582.61)	1,000,437.39
Finance: Budget & Treasury Office (Dept 215)	Expenditure:Employee Related Cost:Municipal Staff:Salaries Wages and Allowances:Basic Salary and Wages	Fund:Operational:Transfers and Subsidies:Monetary Allocations:National Government:Local Government Financial Management Grant	215200000 Basic Salary and Wages	500,000.00		500,000.00
Finance: Budget & Treasury Office (Dept 215)	Expenditure:Employee Related Cost:Municipal Staff:Salaries Wages and Allowances:Basic Salary and Wages	Fund:Operational:Revenue:General Revenue:Interest Dividend and Rent on Land:Interest:Current and Non-current Assets	215200000 Basic Salary and Wages	20,736,393.00	(3,399,854.19)	17,336,538.81
Finance: Budget & Treasury Office (Dept 215)	Expenditure:Employee Related Cost:Municipal Staff:Social Contributions:Bargaining Council	Fund:Operational:Revenue:General Revenue:Interest Dividend and Rent on Land:Interest:Current and Non-current Assets	215200160 Bargaining Council Levies	10,368.00	(2,781.52)	7,586.48
Finance: Budget & Treasury Office (Dept 215)	Expenditure:Employee Related Cost:Municipal Staff:Social Contributions:Group Life Insurance	Fund:Operational:Revenue:General Revenue:Interest Dividend and Rent on Land:Interest:Current and Non-current Assets	215200080 Group Life Insurance	206,555.00	(49,629.20)	156,925.80
Finance: Budget & Treasury Office (Dept 215)	Expenditure:Employee Related Cost:Municipal Staff:Social Contributions:Medical	Fund:Operational:Revenue:General Revenue:Interest Dividend and Rent on Land:Interest:Current and Non-current Assets	215200110 Medical Aid	2,062,079.00	(690,935.00)	1,371,144.00
Finance: Budget & Treasury Office (Dept 215)	Expenditure:Employee Related Cost:Municipal Staff:Social Contributions:Pension	Fund:Operational:Revenue:General Revenue:Interest Dividend and Rent on Land:Interest:Current and Non-current Assets	215200140 Pension or Provident Fund	4,214,932.00	(1,071,053.43)	3,143,878.57
Finance: Budget & Treasury Office (Dept 215)	Expenditure:Employee Related Cost:Municipal Staff:Social Contributions:Unemployment Insurance	Fund:Operational:Revenue:General Revenue:Interest Dividend and Rent on Land:Interest:Current and Non-current Assets	215200200 Unemployment Insurance Fund	141,020.00	(28,647.36)	112,372.64
Finance: Budget & Treasury Office (Dept 215)	Expenditure:Employee Related Cost:Senior Management:Chief Financial Officer:Salaries and	Fund:Operational:Revenue:General Revenue:Taxes:Property Rates:Levies	215 CFO Cellular and Telephone Allowance	14,520.00	-	14,520.00
Finance: Budget & Treasury Office (Dept 215)	Expenditure:Employee Related Cost:Senior Management:Chief Financial Officer:Salaries and	Fund:Operational:Revenue:General Revenue:Taxes:Property Rates:Levies	215 CFO Travel Allowance	475,104.00	408.00	475,512.00
Finance: Budget & Treasury Office (Dept 215)	Expenditure:Employee Related Cost:Senior Management:Chief Financial Officer:Salaries and Allowances:Basic	Fund:Operational:Revenue:General Revenue:Taxes:Property Rates:Levies	215 CFO Basic Salary and Wages	1,121,792.00	(77,135.88)	1,044,656.12
Finance: Budget & Treasury Office (Dept 215)	Expenditure:Employee Related Cost:Senior Management:Chief Financial Officer:Salaries and Allowances:Bonuses	Fund:Operational:Revenue:General Revenue:Taxes:Property Rates:Levies	215 CFO Bonus	147,163.00	2,837.00	150,000.00
Finance: Budget & Treasury Office (Dept 215)	Expenditure:Employee Related Cost:Senior Management:Chief Financial Officer:Social Contributions:Bargaining Council	Fund:Operational:Revenue:General Revenue:Taxes:Property Rates:Levies	215 CFO Bargaining Council Levies	130.00	2.52	132.52

Function	Item	Funding	SegmentDesc	TotalBudget	Adjustments	Adjusted Budget
Finance: Budget & Treasury Office (Dept 215)	Expenditure:Employee Related Cost:Senior Management:Chief Financial Officer:Social Contributions:Pension	Fund:Operational:Revenue:General Revenue:Taxes:Property Rates:Levies	215 CFO Pension	293,909.00	(106,143.23)	187,765.77
Finance: Budget & Treasury Office (Dept 215)	Expenditure:Employee Related Cost:Senior Management:Chief Financial Officer:Social Contributions:Unemployment Insurance	Fund:Operational:Revenue:General Revenue:Taxes:Property Rates:Levies	215 CFO Unemployment Insurance	2,020.00	(233.88)	1,786.12
Finance: Budget & Treasury Office (Dept 215)	Expenditure:Inventory Consumed:Consumables:Standard Rated	Fund:Operational:Revenue:General Revenue:Taxes:Property Rates:Levies	215260200 Cleansing Materials	58,629.00		58,629.00
Finance: Budget & Treasury Office (Dept 215)	Expenditure:Inventory Consumed:Materials and Supplies	Fund:Operational:Revenue:General Revenue:Taxes:Property Rates:Levies	215260170 Medicines	3,229.00		3,229.00
Finance: Budget & Treasury Office (Dept 215)	Expenditure:Operating Leases:Furniture and Office Equipment	Fund:Operational:Revenue:General Revenue:Taxes:Property Rates:Levies	215260070 Lease Office Machinery and Equipment	152,843.00		152,843.00
Finance: Budget & Treasury Office (Dept 215)	Expenditure:Operational Cost:Bank Charges Facility and Card Fees:Bank Accounts	Fund:Operational:Revenue:General Revenue:Taxes:Property Rates:Levies	215262029 Bank Charges FNB 62363519251	265.00		265.00
Finance: Budget & Treasury Office (Dept 215)	Expenditure:Operational Cost:Bank Charges Facility and Card Fees:Bank Accounts	Fund:Operational:Revenue:General Revenue:Taxes:Property Rates:Levies	215262032 Bank Charges Electricity Reserve	265.00		265.00
Finance: Budget & Treasury Office (Dept 215)	Expenditure:Operational Cost:Bank Charges Facility and Card Fees:Bank Accounts	Fund:Operational:Revenue:General Revenue:Taxes:Property Rates:Levies	215262033 Bank Charges Electricity Account	265.00		265.00
Finance: Budget & Treasury Office (Dept 215)	Expenditure:Operational Cost:Bank Charges Facility and Card Fees:Bank Accounts	Fund:Operational:Revenue:General Revenue:Taxes:Property Rates:Levies	215262034 Bank Charges Investment Housing Project	741.00		741.00
Finance: Budget & Treasury Office (Dept 215)	Expenditure:Operational Cost:Bank Charges Facility and Card Fees:Bank Accounts	Fund:Operational:Revenue:General Revenue:Taxes:Property Rates:Levies	215262035 Bank Charges Investment Groutville Priority	741.00		741.00
Finance: Budget & Treasury Office (Dept 215)	Expenditure:Operational Cost:Bank Charges Facility and Card Fees:Bank Accounts	Fund:Operational:Revenue:General Revenue:Taxes:Property Rates:Levies	215262036 Bank Charges Investment Shayamoya	741.00		741.00
Finance: Budget & Treasury Office (Dept 215)	Expenditure:Operational Cost:Bank Charges Facility and Card Fees:Bank Accounts	Fund:Operational:Revenue:General Revenue:Taxes:Property Rates:Levies	215262037 Bank Charges Investment Dube Village	741.00		741.00
Finance: Budget & Treasury Office (Dept 215)	Expenditure:Operational Cost:Bank Charges Facility and Card Fees:Bank Accounts	Fund:Operational:Revenue:General Revenue:Taxes:Property Rates:Levies	215262038 Bank Charges Investment Steve Biko	741.00		741.00
Finance: Budget & Treasury Office (Dept 215)	Expenditure:Operational Cost:Bank Charges Facility and Card Fees:Bank Accounts	Fund:Operational:Revenue:General Revenue:Taxes:Property Rates:Levies	215262039 Bank Charges IFA Grant Beach Node	847.00		847.00
Finance: Budget & Treasury Office (Dept 215)	Expenditure:Operational Cost:Bank Charges Facility and Card Fees:Bank Accounts	Fund:Operational:Revenue:General Revenue:Taxes:Property Rates:Levies	215262040 Bank Charges Investment ABSA IFA Beach Node	847.00		847.00
Finance: Budget & Treasury Office (Dept 215)	Expenditure:Operational Cost:Bank Charges Facility and Card Fees:Bank Accounts	Fund:Operational:Revenue:General Revenue:Taxes:Property Rates:Levies	215262041 Bank Charges ABSA 9329556 707	847.00		847.00
Finance: Budget & Treasury Office (Dept 215)	Expenditure:Operational Cost:Bank Charges Facility and Card Fees:Bank Accounts	Fund:Operational:Revenue:General Revenue:Taxes:Property Rates:Levies	215262042 Bank Charges Grants	3,177.00		3,177.00
Finance: Budget & Treasury Office (Dept 215)	Expenditure:Operational Cost:Bank Charges Facility and Card Fees:Bank Accounts	Fund:Operational:Revenue:General Revenue:Taxes:Property Rates:Levies	215262043 Bank Charges Fines	3,389.00		3,389.00
Finance: Budget & Treasury Office (Dept 215)	Expenditure:Operational Cost:Bank Charges Facility and Card Fees:Bank Accounts	Fund:Operational:Revenue:General Revenue:Taxes:Property Rates:Levies	215262044 ABSA Liquidity 1	1,694.00		1,694.00
Finance: Budget & Treasury Office (Dept 215)	Expenditure:Operational Cost:Bank Charges Facility and Card Fees:Bank Accounts	Fund:Operational:Revenue:General Revenue:Taxes:Property Rates:Levies	215262045 ABSA Liquidity 2	741.00		741.00
Finance: Budget & Treasury Office (Dept 215)	Expenditure:Operational Cost:Bank Charges Facility and Card Fees:Bank Accounts	Fund:Operational:Revenue:General Revenue:Taxes:Property Rates:Levies	215262046 Bank Charges ABSA 93 2106 3433	847.00		847.00
Finance: Budget & Treasury Office (Dept 215)	Expenditure:Operational Cost:Bank Charges Facility and Card Fees:Bank Accounts	Fund:Operational:Revenue:General Revenue:Taxes:Property Rates:Levies	215260090 Bank Charges	2,561,926.00	(1,000,000.00)	1,561,926.00
Finance: Budget & Treasury Office (Dept 215)	Expenditure:Operational Cost:Cash Discount	Fund:Operational:Revenue:General Revenue:Taxes:Property Rates:Levies	215260151 Cashier Shortage	549.00		549.00
Finance: Budget & Treasury Office (Dept 215)	Expenditure:Operational Cost:Communication:Postage/Stamp/Franchising Machines	Fund:Operational:Revenue:General Revenue:Taxes:Property Rates:Levies	215260710 Postage	79,005.00		79,005.00
Finance: Budget & Treasury Office (Dept 215)	Expenditure:Operational Cost:Communication:Telephone Fax Telegraph and Telex	Fund:Operational:Revenue:General Revenue:Taxes:Property Rates:Levies	215261632 SMS Service	44,284.00		44,284.00

Function	Item	Funding	SegmentDesc	TotalBudget	Adjustments	Adjusted Budget
Finance: Budget & Treasury Office (Dept 215)	Expenditure:Operational Cost:Contribution to Provisions:Decommissioning Restoration	Fund:Non-funding Transactions	215220050 Bad Debt Provision	8,930,243.00	10,530,358.00	19,460,601.00
Finance: Budget & Treasury Office (Dept 215)	Expenditure:Operational Cost:External Computer Service:Specialised Computer Service	Fund:Operational:Revenue:General Revenue:Taxes:Property Rates:Levies	215262047 Data Cleansing	150,000.00		150,000.00
Finance: Budget & Treasury Office (Dept 215)	Expenditure:Operational Cost:Indigent Relief	Fund:Operational:Revenue:General Revenue:Equitable Share	215262048 Indigent Verification	500,000.00		500,000.00
Finance: Budget & Treasury Office (Dept 215)	Expenditure:Operational Cost:Insurance Underwriting:Premiums	Fund:Operational:Revenue:General Revenue:Taxes:Property Rates:Levies	215260570 Insurance General	124,467.00		124,467.00
Finance: Budget & Treasury Office (Dept 215)	Expenditure:Operational Cost:Municipal Services	Fund:Operational:Revenue:General Revenue:Taxes:Property Rates:Levies	215260740 Water and Sanitation	6,333.00		6,333.00
Finance: Budget & Treasury Office (Dept 215)	Expenditure:Operational Cost:Printing Publications and Books	Fund:Operational:Revenue:General Revenue:Taxes:Property Rates:Levies	215260100 Printing and Stationery	332,918.00		332,918.00
Finance: Budget & Treasury Office (Dept 215)	Expenditure:Operational Cost:Printing Publications and Books	Fund:Operational:Revenue:General Revenue:Taxes:Property Rates:Levies	215260110 Book Purchases	573.00		573.00
Finance: Budget & Treasury Office (Dept 215)	Expenditure:Operational Cost:Professional Bodies Membership and Subscription	Fund:Operational:Revenue:General Revenue:Taxes:Property Rates:Levies	215261120 Membership Fees	10,590.00		10,590.00
Finance: Budget & Treasury Office (Dept 215)	Expenditure:Operational Cost:Registration Fees:Seminars Conferences Workshops and Events:National	Fund:Operational:Revenue:General Revenue:Taxes:Property Rates:Levies	215260160 Conferences and Workshops	65,047.00		65,047.00
Finance: Budget & Treasury Office (Dept 215)	Expenditure:Operational Cost:Skills Development Fund Levy	Fund:Operational:Revenue:General Revenue:Interest Dividend and Rent on Land:Interest:Current and Non-current Assets	215 CFO Skills Development Levy	16,635.00	10,955.04	27,590.04
Finance: Budget & Treasury Office (Dept 215)	Expenditure:Operational Cost:Skills Development Fund Levy	Fund:Operational:Revenue:General Revenue:Interest Dividend and Rent on Land:Interest:Current and Non-current Assets	215 Skills Development Levy	255,501.00	(64,733.28)	190,767.72
Finance: Budget & Treasury Office (Dept 215)	Expenditure:Operational Cost:Travel and Subsistence:Domestic:Accommodation	Fund:Operational:Revenue:General Revenue:Taxes:Property Rates:Levies	215260900 Travel and Subsistence	104,034.00	-	104,034.00
Finance: Budget & Treasury Office (Dept 215)	Expenditure:Operational Cost:Travel and Subsistence:Domestic:Food and Beverage (Served)	Fund:Operational:Revenue:General Revenue:Taxes:Property Rates:Levies	215260330 Refreshments	10,424.00		10,424.00
Finance: Budget & Treasury Office (Dept 215)	Expenditure:Operational Cost:Uniform and Protective Clothing	Fund:Operational:Revenue:General Revenue:Taxes:Property Rates:Levies	215261100 Protective Clothing	44,239.00		44,239.00
Finance: Budget & Treasury Office (Dept 215)	Expenditure:Operational Cost:Vehicle Tracking	Fund:Operational:Revenue:General Revenue:Taxes:Property Rates:Levies	215261530 Tracking Fees	20,005.00		20,005.00
Finance: Budget & Treasury Office (Dept 215)	Expenditure:Operational Cost:Wet Fuel	Fund:Operational:Revenue:General Revenue:Taxes:Property Rates:Levies	215260810 Sundry Oils and Fuel	23,952.00		23,952.00
Finance: Budget & Treasury Office (Dept 215)	Expenditure:Operational Cost:Workmen's Compensation Fund	Fund:Operational:Revenue:General Revenue:Interest Dividend and Rent on Land:Interest:Current and Non-current Assets	215 CFO Workmen's Compensation	17,586.00		17,586.00
Finance: Budget & Treasury Office (Dept 215)	Expenditure:Operational Cost:Workmen's Compensation Fund	Fund:Operational:Revenue:General Revenue:Interest Dividend and Rent on Land:Interest:Current and Non-current Assets	215 Workmen's Compensation	258,659.00		258,659.00
Finance: Budget & Treasury Office (Dept 215)	Revenue:Default	Fund:Non-funding Transactions	215280060 Charges to Other Department	(9,551,531.00)		(9,551,531.00)
Finance: Budget & Treasury Office (Dept 215)	Revenue:Exchange Revenue:Interest Dividend and Rent on Land:Interest:Current and Non-current	Fund:Operational:Revenue:General Revenue:Interest Dividend and Rent on Land:Interest:Current and Non-current Assets	215025015 Interest on Bank Account	(4,083,809.00)		(4,083,809.00)
Finance: Budget & Treasury Office (Dept 215)	Revenue:Exchange Revenue:Interest Dividend and Rent on Land:Interest:Current and Non-current	Fund:Operational:Revenue:General Revenue:Interest Dividend and Rent on Land:Interest:Current and Non-current Assets	215665150 Interest Income ABSA 20731166734	(1,351,716.00)		(1,351,716.00)
Finance: Budget & Treasury Office (Dept 215)	Revenue:Exchange Revenue:Interest Dividend and Rent on Land:Interest:Current and Non-current Assets:Bank Accounts	Fund:Operational:Revenue:General Revenue:Interest Dividend and Rent on Land:Interest:Current and Non-current Assets	215665151 Dube Village 40 8889 3306 Interest	(2,800.00)		(2,800.00)
Finance: Budget & Treasury Office (Dept 215)	Revenue:Exchange Revenue:Interest Dividend and Rent on Land:Interest:Current and Non-current	Fund:Operational:Revenue:General Revenue:Interest Dividend and Rent on Land:Interest:Current and Non-current Assets	215665152 Groutville Priority 140 889 1427 Interest	(2,800.00)		(2,800.00)
Finance: Budget & Treasury Office (Dept 215)	Revenue:Exchange Revenue:Interest Dividend and Rent on Land:Interest:Current and Non-current Assets:Bank Accounts	Fund:Operational:Revenue:General Revenue:Interest Dividend and Rent on Land:Interest:Current and Non-current Assets	215665153 Housing Accreditation Funds 40 8889 0536 Interest	(200,000.00)		(200,000.00)
Finance: Budget & Treasury Office (Dept 215)	Revenue:Exchange Revenue:Interest Dividend and Rent on Land:Interest:Current and Non-current Assets:Bank Accounts	Fund:Operational:Revenue:General Revenue:Interest Dividend and Rent on Land:Interest:Current and Non-current Assets	215665154 Housing Operation Account 40 8889 0196 Interest	(160,000.00)		(160,000.00)
Finance: Budget & Treasury Office (Dept 215)	Revenue:Exchange Revenue:Interest Dividend and Rent on Land:Interest:Current and Non-current Assets:Bank Accounts	Fund:Operational:Revenue:General Revenue:Interest Dividend and Rent on Land:Interest:Current and Non-current Assets	215665155 Housing Project Account 40 8888 9105 Interest	(2,000,000.00)		(2,000,000.00)

Function	Item	Funding	SegmentDesc	TotalBudget	Adjustments	Adjusted Budget
Finance: Budget & Treasury Office (Dept 215)	Revenue:Exchange Revenue:Interest Dividend and Rent on Land:Interest:Current and Non-current	Fund:Operational:Revenue:General Revenue:Interest Dividend and Rent on Land:Interest:Current and Non-current Assets	215665156 Shayamoya 40 8889 3047 Interest	(10,000.00)		(10,000.00)
Finance: Budget & Treasury Office (Dept 215)	Revenue:Exchange Revenue:Interest Dividend and Rent on Land:Interest:Current and Non-current Assets:Bank Accounts	Fund:Operational:Revenue:General Revenue:Interest Dividend and Rent on Land:Interest:Current and Non-current Assets	215665157 Steve Biko 40 8889 2732 Interest	(4,000.00)		(4,000.00)
Finance: Budget & Treasury Office (Dept 215)	Revenue:Exchange Revenue:Interest Dividend and Rent on Land:Interest:Current and Non-current	Fund:Operational:Revenue:General Revenue:Interest Dividend and Rent on Land:Interest:Current and Non-current Assets	215665171 Interest Income Investment Steve Biko	(50,034.00)		(50,034.00)
Finance: Budget & Treasury Office (Dept 215)	Revenue:Exchange Revenue:Interest Dividend and Rent on Land:Interest:Current and Non-current	Fund:Operational:Revenue:General Revenue:Interest Dividend and Rent on Land:Interest:Current and Non-current Assets	215665172 Interest Income Electricity Account	(15,506.00)		(15,506.00)
Finance: Budget & Treasury Office (Dept 215)	Revenue:Exchange Revenue:Interest Dividend and Rent on Land:Interest:Current and Non-current	Fund:Operational:Revenue:General Revenue:Interest Dividend and Rent on Land:Interest:Current and Non-current Assets	215665173 Interest Income Electricity Reserve	(31,078.00)		(31,078.00)
Finance: Budget & Treasury Office (Dept 215)	Revenue:Exchange Revenue:Interest Dividend and Rent on Land:Interest:Current and Non-current	Fund:Operational:Revenue:General Revenue:Interest Dividend and Rent on Land:Interest:Current and Non-current Assets	215665177 Standard Bank Dev Contribution R25m	(10,476,404.00)		(10,476,404.00)
Finance: Budget & Treasury Office (Dept 215)	Revenue:Exchange Revenue:Interest Dividend and Rent on Land:Interest:Current and Non-current	Fund:Operational:Revenue:General Revenue:Interest Dividend and Rent on Land:Interest:Current and Non-current Assets	215665143 Interest Income Investment Nedbank 9996 19832841	(11,160.00)		(11,160.00)
Finance: Budget & Treasury Office (Dept 215)	Revenue:Exchange Revenue:Interest Dividend and Rent on Land:Interest:Current and Non-current Assets:Short Term Investments and Call Accounts	Fund:Operational:Revenue:General Revenue:Interest Dividend and Rent on Land:Interest:Current and Non-current Assets	215665168 Interest Income ABSA Liquidity 1	(4,110,872.00)		(4,110,872.00)
Finance: Budget & Treasury Office (Dept 215)	Revenue:Exchange Revenue:Interest Dividend and Rent on Land:Interest:Current and Non-current Assets:Short Term Investments and Call	Fund:Operational:Revenue:General Revenue:Interest Dividend and Rent on Land:Interest:Current and Non-current Assets	215665144 Interest Income Investment Nedbank 9997 19832841	(19,842.00)		(19,842.00)
Finance: Budget & Treasury Office (Dept 215)	Revenue:Exchange Revenue:Interest Dividend and Rent on Land:Interest:Current and Non-current Assets:Short Term Investments and Call	Fund:Operational:Revenue:General Revenue:Interest Dividend and Rent on Land:Interest:Current and Non-current Assets	215665145 Interest Income Investment FNB 71039219855	(1,935,000.00)		(1,935,000.00)
Finance: Budget & Treasury Office (Dept 215)	Revenue:Exchange Revenue:Interest Dividend and Rent on Land:Interest:Current and Non-current Assets:Short Term Investments and Call	Fund:Operational:Revenue:General Revenue:Interest Dividend and Rent on Land:Interest:Current and Non-current Assets	215665148 Interest Income Investment Absa KDM Ballito Junc	(342,696.00)		(342,696.00)
Finance: Budget & Treasury Office (Dept 215)	Revenue:Exchange Revenue:Interest Dividend and Rent on Land:Interest:Current and Non-current Assets:Short Term Investments and Call	Fund:Operational:Revenue:General Revenue:Interest Dividend and Rent on Land:Interest:Current and Non-current Assets	215665147 Interest Income	(734,260.00)		(734,260.00)
Finance: Budget & Treasury Office (Dept 215)	Revenue:Exchange Revenue:Interest Dividend and Rent on Land:Interest:Current and Non-current Assets:Short Term Investments and Call Accounts	Fund:Operational:Revenue:General Revenue:Interest Dividend and Rent on Land:Interest:Current and Non-current Assets	215665149 Interest Income FNB 62363519251	(819,787.00)		(819,787.00)
Finance: Budget & Treasury Office (Dept 215)	Revenue:Exchange Revenue:Interest Dividend and Rent on Land:Interest:Current and Non-current Assets:Short Term Investments and Call	Fund:Operational:Revenue:General Revenue:Interest Dividend and Rent on Land:Interest:Current and Non-current Assets	215665158 Interest Income Investment Groutville Priority	(15,566.00)		(15,566.00)
Finance: Budget & Treasury Office (Dept 215)	Revenue:Exchange Revenue:Interest Dividend and Rent on Land:Interest:Current and Non-current Assets:Short Term Investments and Call	Fund:Operational:Revenue:General Revenue:Interest Dividend and Rent on Land:Interest:Current and Non-current Assets	215665159 Interest Income Investment Housing Projects	(230,078.00)		(230,078.00)
Finance: Budget & Treasury Office (Dept 215)	Revenue:Exchange Revenue:Interest Dividend and Rent on Land:Interest:Current and Non-current Assets:Short Term Investments and Call	Fund:Operational:Revenue:General Revenue:Interest Dividend and Rent on Land:Interest:Current and Non-current Assets	215665160 Interest Income Investment ABSA 93 2688 5911	(355,427.00)		(355,427.00)
Finance: Budget & Treasury Office (Dept 215)	Revenue:Exchange Revenue:Interest Dividend and Rent on Land:Interest:Current and Non-current Assets:Short Term Investments and Call	Fund:Operational:Revenue:General Revenue:Interest Dividend and Rent on Land:Interest:Current and Non-current Assets	215665161 Interest Income Investment Standard Bank 058756442	(1,722,000.00)		(1,722,000.00)
Finance: Budget & Treasury Office (Dept 215)	Revenue:Exchange Revenue:Interest Dividend and Rent on Land:Interest:Current and Non-current Assets:Short Term Investments and Call	Fund:Operational:Revenue:General Revenue:Interest Dividend and Rent on Land:Interest:Current and Non-current Assets	215665162 Interest Income Nedbank 31337173-9969	(1,096,284.00)		(1,096,284.00)
Finance: Budget & Treasury Office (Dept 215)	Revenue:Exchange Revenue:Interest Dividend and Rent on Land:Interest:Current and Non-current Assets:Short Term Investments and Call Accounts	Fund:Operational:Revenue:General Revenue:Interest Dividend and Rent on Land:Interest:Current and Non-current Assets	215665163 Interest Income Nedbank 31337173-9975	(578,695.00)		(578,695.00)
Finance: Budget & Treasury Office (Dept 215)	Revenue:Exchange Revenue:Interest Dividend and Rent on Land:Interest:Current and Non-current Assets:Short Term Investments and Call	Fund:Operational:Revenue:General Revenue:Interest Dividend and Rent on Land:Interest:Current and Non-current Assets	215665164 Interest Income Investment Investec 1100-48266-456	(2,281,459.00)		(2,281,459.00)
Finance: Budget & Treasury Office (Dept 215)	Revenue:Exchange Revenue:Interest Dividend and Rent on Land:Interest:Current and Non-current Assets:Short Term Investments and Call	Fund:Operational:Revenue:General Revenue:Interest Dividend and Rent on Land:Interest:Current and Non-current Assets	215665166 Interest Income Investment Dube Village	(13,532.00)		(13,532.00)
Finance: Budget & Treasury Office (Dept 215)	Revenue:Exchange Revenue:Interest Dividend and Rent on Land:Interest:Current and Non-current Assets:Short Term Investments and Call Accounts	Fund:Operational:Revenue:General Revenue:Interest Dividend and Rent on Land:Interest:Current and Non-current Assets	215665167 Interest Income Investment ABSA 9330462759 Electri	(145,642.00)		(145,642.00)
Finance: Budget & Treasury Office (Dept 215)	Revenue:Exchange Revenue:Interest Dividend and Rent on Land:Interest:Current and Non-current Assets:Short Term Investments and Call	Fund:Operational:Revenue:General Revenue:Interest Dividend and Rent on Land:Interest:Current and Non-current Assets	2156658155 Interest ABSA KDM BBM 9339246273 NEW	(799,804.00)		(799,804.00)
Finance: Budget & Treasury Office (Dept 215)	Revenue:Exchange Revenue:Interest Dividend and Rent on Land:Interest:Current and Non-current Assets:Short Term Investments and Call	Fund:Operational:Revenue:General Revenue:Interest Dividend and Rent on Land:Interest:Current and Non-current Assets	215665169 Interest Income ABSA Liquidity 2	(7,018,082.00)		(7,018,082.00)

Function	Item	Funding	SegmentDesc	TotalBudget	Adjustments	Adjusted Budget
Finance: Budget & Treasury Office (Dept 215)	Revenue:Exchange Revenue:Interest Dividend and Rent on Land:Interest:Current and Non-current Assets:Short Term Investments and Call	Fund:Operational:Revenue:General Revenue:Interest Dividend and Rent on Land:Interest:Current and Non-current Assets	215665170 Interest Income Investment Shyamoya	(44,937.00)		(44,937.00)
Finance: Budget & Treasury Office (Dept 215)	Revenue:Exchange Revenue:Interest Dividend and Rent on Land:Interest:Receivables:Electricity	Fund:Operational:Revenue:General Revenue:Interest Dividend and Rent on Land:Interest:Receivables	215030010 Interest on Arrears	(9,265,804.00)		(9,265,804.00)
Finance: Budget & Treasury Office (Dept 215)	Revenue:Exchange Revenue:Interest Dividend and Rent on Land:Interest:Receivables:Merchandising Jobbing and Contracts	Fund:Operational:Revenue:General Revenue:Interest Dividend and Rent on Land:Interest:Receivables	215030030 Sundry Debtor Interest	(1,050,000.00)		(1,050,000.00)
Finance: Budget & Treasury Office (Dept 215)	Revenue:Exchange Revenue:Operational Revenue:Administrative Handling Fees	Fund:Operational:Revenue:General Revenue:Operational Revenue	Town Treasurer General Admin Charges 215060001	(60,000.00)		(60,000.00)
Finance: Budget & Treasury Office (Dept 215)	Revenue:Exchange Revenue:Operational Revenue:Collection Charges	Fund:Operational:Revenue:General Revenue:Operational Revenue	Town Treasurer General Collection Charges 21500080	(7,000,000.00)		(7,000,000.00)
Finance: Budget & Treasury Office (Dept 215)	Revenue:Exchange Revenue:Operational Revenue:Incidental Cash Surpluses	Fund:Operational:Revenue:General Revenue:Operational Revenue	215602500 Sundries	(260,000.00)		(260,000.00)
Finance: Budget & Treasury Office (Dept 215)	Revenue:Exchange Revenue:Sales of Goods and Rendering of Services:Clearance Certificates	Fund:Operational:Revenue:General Revenue:Sales of Goods and Rendering of Services	21500040 Rates Certificates	(600,000.00)		(600,000.00)
Finance: Budget & Treasury Office (Dept 215)	Revenue:Exchange Revenue:Sales of Goods and Rendering of Services:Photocopies and Faxes	Fund:Operational:Revenue:General Revenue:Sales of Goods and Rendering of Services	215010090 Search Fees	(60,000.00)		(60,000.00)
Finance: Budget & Treasury Office (Dept 215)	Revenue:Exchange Revenue:Sales of Goods and Rendering of Services:Valuation Services	Fund:Operational:Revenue:General Revenue:Sales of Goods and Rendering of Services	215065099 S78 Reviews	(5,000.00)		(5,000.00)
Finance: Budget & Treasury Office (Dept 215)	Revenue:Exchange Revenue:Sales of Goods and Rendering of Services:Valuation Services	Fund:Operational:Revenue:General Revenue:Sales of Goods and Rendering of Services	215010125 Sale of Valuation Rolls	(5,000.00)		(5,000.00)
Finance: Budget & Treasury Office (Dept 215)	Revenue:Non-exchange Revenue:Fines Penalties and Forfeits:Penalties:Property Rates	Fund:Operational:Revenue:General Revenue:Fines Penalties and Forfeits	215000090 Rates Penalties	(15,400,000.00)		(15,400,000.00)
Finance: Budget & Treasury Office (Dept 215)	Revenue:Non-exchange Revenue:Transfers and Subsidies:Operational:Monetary Allocations:National Governments:Local	Fund:Operational:Transfers and Subsidies:Monetary Allocations:National Government:Local Government	215055031 Finance Management Grant	(1,800,000.00)		(1,800,000.00)
Finance: Budget & Treasury Office (Dept 215)	Revenue:Non-exchange Revenue:Transfers and Subsidies:Operational:Monetary Allocations:Provincial	Fund:Operational:Transfers and Subsidies:Monetary Allocations:Provincial Government:KwazuluNatal:Capacity	21555001 MAP	(92,236.00)		(92,236.00)
Finance: Assessment Rates (Dept 010)	Expenditure:Operational Cost:Management Fee	Fund:Operational:Revenue:General Revenue:Taxes:Property Rates:Special Rating Areas	010261973 Special Rate Areas expenditure	12,020,400.00		12,020,400.00
Finance: Assessment Rates (Dept 010)	Revenue:Exchange Revenue:Interest Dividend and Rent on Land:Interest:Current and Non-current Assets:Short Term Investments and Call	Fund:Operational:Revenue:General Revenue:Interest Dividend and Rent on Land:Interest:Current and Non-current Assets	215665146 Interest Income ABSA 9321063433	(172,850.00)		(172,850.00)
Finance: Assessment Rates (Dept 010)	Revenue:Non-exchange Revenue:Property Rates:Agricultural Property	Fund:Operational:Revenue:General Revenue:Taxes:Property Rates:Levies	010260971 Rebate For Agricultural Property	3,619,110.00		3,619,110.00
Finance: Assessment Rates (Dept 010)	Revenue:Non-exchange Revenue:Property Rates:Agricultural Property	Fund:Operational:Revenue:General Revenue:Taxes:Property Rates:Levies	010665127 Revenue from Agricultural Property	(6,828,510.00)		(6,828,510.00)
Finance: Assessment Rates (Dept 010)	Revenue:Non-exchange Revenue:Property Rates:Business and Commercial Properties	Fund:Operational:Revenue:General Revenue:Taxes:Property Rates:Levies	010665128 Revenue from Business Commercial Property	(152,889,687.00)		(152,889,687.00)
Finance: Assessment Rates (Dept 010)	Revenue:Non-exchange Revenue:Property Rates:Business and Commercial Properties	Fund:Operational:Revenue:General Revenue:Taxes:Property Rates:Levies	010260971 Rebate For Business and Commercial Properties	13,924,470.00		13,924,470.00
Finance: Assessment Rates (Dept 010)	Revenue:Non-exchange Revenue:Property Rates:Municipal Properties	Fund:Operational:Revenue:General Revenue:Taxes:Property Rates:Levies	010665134 Revenue from Municipal Properties	(16,260,354.00)		(16,260,354.00)
Finance: Assessment Rates (Dept 010)	Revenue:Non-exchange Revenue:Property Rates:Municipal Properties	Fund:Operational:Revenue:General Revenue:Taxes:Property Rates:Levies	010260971 Rebate For Municipal Properties	16,260,354.00		16,260,354.00
Finance: Assessment Rates (Dept 010)	Revenue:Non-exchange Revenue:Property Rates:National Monument Properties	Fund:Operational:Revenue:General Revenue:Taxes:Property Rates:Levies	010260971 Rebate for National Monument Properties	16,158.00		16,158.00
Finance: Assessment Rates (Dept 010)	Revenue:Non-exchange Revenue:Property Rates:National Monument Properties	Fund:Operational:Revenue:General Revenue:Taxes:Property Rates:Levies	010665135 Revenue from National Monument Properties	(16,158.00)		(16,158.00)

Function	Item	Funding	SegmentDesc	TotalBudget	Adjustments	Adjusted Budget
Finance: Assessment Rates (Dept 010)	Revenue:Non-exchange Revenue:Property Rates:Public Benefit Organisations	Fund:Operational:Revenue:General Revenue:Taxes:Property Rates:Levies	010260971 Rebate for Public Benefit Organisations	4,192,254.00		4,192,254.00
Finance: Assessment Rates (Dept 010)	Revenue:Non-exchange Revenue:Property Rates:Public Benefit Organisations	Fund:Operational:Revenue:General Revenue:Taxes:Property Rates:Levies	010665133 Revenue from Public Benefit Organisations	(4,192,254.00)		(4,192,254.00)
Finance: Assessment Rates (Dept 010)	Revenue:Non-exchange Revenue:Property Rates:Public Service Infrastructure Properties	Fund:Operational:Revenue:General Revenue:Taxes:Property Rates:Levies	010665136 Revenue from Public Service Infrastructure Property	(4,516,646.00)		(4,516,646.00)
Finance: Assessment Rates (Dept 010)	Revenue:Non-exchange Revenue:Property Rates:Public Service Infrastructure Properties	Fund:Operational:Revenue:General Revenue:Taxes:Property Rates:Levies	010260971 Rebate for Public Service Infrastructure Property	4,070,948.00		4,070,948.00
Finance: Assessment Rates (Dept 010)	Revenue:Non-exchange Revenue:Property Rates:Residential Properties:Developed	Fund:Operational:Revenue:General Revenue:Taxes:Property Rates:Levies	010260971 Rebate for Residential Properties	43,634,163.00		43,634,163.00
Finance: Assessment Rates (Dept 010)	Revenue:Non-exchange Revenue:Property Rates:Residential Properties:Developed	Fund:Operational:Revenue:General Revenue:Taxes:Property Rates:Levies	010665131 Revenue from Residential Properties Developed	(300,299,155.00)		(300,299,155.00)
Finance: Assessment Rates (Dept 010)	Revenue:Non-exchange Revenue:Property Rates:Residential Properties:Vacant Land	Fund:Operational:Revenue:General Revenue:Taxes:Property Rates:Levies	010665130 Revenue from Residential Properties:Vacant Land	(94,790,115.00)		(94,790,115.00)
Finance: Assessment Rates (Dept 010)	Revenue:Non-exchange Revenue:Property Rates:Residential Properties:Vacant Land	Fund:Operational:Revenue:General Revenue:Taxes:Property Rates:Levies	010260971 Rebate for Residential Properties (Vacant Land)	14,142,414.00		14,142,414.00
Finance: Assessment Rates (Dept 010)	Revenue:Non-exchange Revenue:Property Rates:Restitution and Redistribution Properties (Section 8(2)(n):Land and Assistance Act or Restitution of Land Rights Act	Fund:Operational:Revenue:General Revenue:Taxes:Property Rates:Levies	010260971 Rebate for Restitution and Redistribution Property	8,603,050.00		8,603,050.00
Finance: Assessment Rates (Dept 010)	Revenue:Non-exchange Revenue:Property Rates:Restitution and Redistribution Properties (Section 8(2)(n):Land and Assistance Act or Restitution of Land Rights Act	Fund:Operational:Revenue:General Revenue:Taxes:Property Rates:Levies	010665132 Revenue from Land and Assistance Act or Restitutio	(8,603,050.00)		(8,603,050.00)
Finance: Assessment Rates (Dept 010)	Revenue:Non-exchange Revenue:Property Rates:Special Rating Area	Fund:Operational:Revenue:General Revenue:Taxes:Property Rates:Special Rating Areas	010665138 Revenue from Special Rating Areas	(12,020,400.00)		(12,020,400.00)
Finance: Assessment Rates (Dept 010)	Revenue:Non-exchange Revenue:Property Rates:State-owned Properties	Fund:Operational:Revenue:General Revenue:Taxes:Property Rates:Levies	010260971 Rebate for State-owned Properties	535,818.00		535,818.00
Finance: Assessment Rates (Dept 010)	Revenue:Non-exchange Revenue:Property Rates:State-owned Properties	Fund:Operational:Revenue:General Revenue:Taxes:Property Rates:Levies	010665137 Revenue from State Owned Properties	(8,596,967.00)		(8,596,967.00)
Electricity: Electricity Administration (Dept 400)	Expenditure:Default	Fund:Non-funding Transactions	400260215 Departmental Charges Costing	19,185,840		19,185,840
Electricity: Electricity Administration (Dept 400)	Expenditure:Default	Fund:Non-funding Transactions	400260970 Electricity and Rates Costing	2,746,452		2,746,452
Electricity: Electricity Administration (Dept 400)	Expenditure:Default	Fund:Non-funding Transactions	400290000 Vehicles and Plant Costing	41,928		41,928
Electricity: Electricity Administration (Dept 400)	Expenditure:Bad Debts Written Off	Fund:Operational:Revenue:General Revenue:Service Charges:Electricity	400260130 Bad Debts Written Off	2,102,051.00		2,102,051.00
Electricity: Electricity Administration (Dept 400)	Expenditure:Bulk Purchases:Electricity:ESKOM	Fund:Operational:Revenue:General Revenue:Service Charges:Electricity	400287568 Electricity utility payments (ESKOM)	507,735.00		507,735.00

Function	Item	Funding	SegmentDesc	TotalBudget	Adjustments	Adjusted Budget
Electricity: Electricity Administration (Dept 400)	Expenditure:Bulk Purchases:Electricity:ESKOM	Fund:Operational:Revenue:General Revenue:Service Charges:Electricity	400245001 Bulk Purchases Eskom	752,000,000.00	(11,151,488.00)	740,848,512.00
Electricity: Electricity Administration (Dept 400)	Expenditure:Contracted Services:Contractors:Electrical	Fund:Operational:Revenue:General Revenue:Service Charges:Electricity	400261215 Recoverable Consumer Call Outs (Traffic lights)	128,183.00		128,183.00
Electricity: Electricity Administration (Dept 400)	Expenditure:Contracted Services:Contractors:Electrical	Fund:Operational:Revenue:General Revenue:Service Charges:Electricity	400260830 Non Standard Serves Connections	867,015.00		867,015.00
Electricity: Electricity Administration (Dept 400)	Expenditure:Contracted Services:Contractors:First Aid	Fund:Operational:Revenue:General Revenue:Service Charges:Electricity	400260520 First Aid Equipment	1,876.00		1,876.00
Electricity: Electricity Administration (Dept 400)	Expenditure:Contracted Services:Contractors:Maintenance of Buildings and Facilities	Fund:Operational:Revenue:General Revenue:Service Charges:Electricity	400235010 Buildings and Fences Maintenance	215,352.00		215,352.00
Electricity: Electricity Administration (Dept 400)	Expenditure:Contracted Services:Contractors:Maintenance of Equipment	Fund:Operational:Revenue:General Revenue:Service Charges:Electricity	400235110 Radio Repairs	46,161.00		46,161.00
Electricity: Electricity Administration (Dept 400)	Expenditure:Contracted Services:Contractors:Maintenance of Equipment	Fund:Operational:Revenue:General Revenue:Service Charges:Electricity	400235230 Vehicles and Plant	95,417.00		95,417.00
Electricity: Electricity Administration (Dept 400)	Expenditure:Contracted Services:Contractors:Maintenance of Equipment	Fund:Operational:Revenue:General Revenue:Service Charges:Electricity	400235230 Vehicles and Plant	6,221.00		6,221.00
Electricity: Electricity Administration (Dept 400)	Expenditure:Contracted Services:Contractors:Maintenance of Equipment	Fund:Operational:Revenue:General Revenue:Service Charges:Electricity	400235050 Furniture/Office Machinery and Equipment	11,424.00		11,424.00
Electricity: Electricity Administration (Dept 400)	Expenditure:Contracted Services:Contractors:Maintenance of Equipment	Fund:Operational:Revenue:General Revenue:Service Charges:Electricity	400235645 Replace Stolen Airdac Cable	266,517.00		266,517.00
Electricity: Electricity Administration (Dept 400)	Expenditure:Contracted Services:Contractors:Maintenance of Equipment	Fund:Operational:Revenue:General Revenue:Service Charges:Electricity	400235330 Kitchenware	11,878.00		11,878.00
Electricity: Electricity Administration (Dept 400)	Expenditure:Contracted Services:Contractors:Maintenance of Equipment	Fund:Operational:Revenue:General Revenue:Service Charges:Electricity	400235210 Tools and Equipment	77,370.00		77,370.00
Electricity: Electricity Administration (Dept 400)	Expenditure:Contracted Services:Contractors:Maintenance of Equipment	Fund:Operational:Revenue:General Revenue:Service Charges:Electricity	400235410 Planned Maintenance	399,779.00		399,779.00
Electricity: Electricity Administration (Dept 400)	Expenditure:Contracted Services:Contractors:Maintenance of Unspecified Assets	Fund:Operational:Revenue:General Revenue:Service Charges:Electricity	400235120 Tools and Small Items	1,037.00		1,037.00
Electricity: Electricity Administration (Dept 400)	Expenditure:Contracted Services:Outsourced Services:Connection/Disconnection:Electricity	Fund:Operational:Revenue:General Revenue:Service Charges:Electricity	400260220 Disconnection and reconnection	50,000.00		50,000.00
Electricity: Electricity Administration (Dept 400)	Expenditure:Contracted Services:Outsourced Services:Professional Staff	Fund:Operational:Revenue:General Revenue:Service Charges:Electricity	400260540 Professional Services	2,012,100.00	(500,000.00)	1,512,100.00
Electricity: Electricity Administration (Dept 400)	Expenditure:Contracted Services:Outsourced Services:Professional Staff	Fund:Operational:Revenue:General Revenue:Service Charges:Electricity	400261750 Revenue Protection Programme	4,000,000.00	(2,500,000.00)	1,500,000.00
Electricity: Electricity Administration (Dept 400)	Expenditure:Contracted Services:Outsourced Services:Security Services	Fund:Operational:Revenue:General Revenue:Service Charges:Electricity	400260280 Security Services	8,085,500.00		8,085,500.00
Electricity: Electricity Administration (Dept 400)	Expenditure:Depreciation and Amortisation:Amortisation:Intangible Assets:Licences and Rights:Computer Software and Applications	Fund:Non-funding Transactions	400 Licences and Rights Depreciation	2,469,752.00		2,469,752.00
Electricity: Electricity Administration (Dept 400)	Expenditure:Depreciation and Amortisation:Depreciation:Community Assets:Community Facilities:Centres	Fund:Non-funding Transactions	400 Community Facilities Depreciation	10,305.00		10,305.00

Function	Item	Funding	SegmentDesc	TotalBudget	Adjustments	Adjusted Budget
Electricity: Electricity Administration (Dept 400)	Expenditure:Depreciation and Amortisation:Depreciation:Community Assets:Sport and Recreation Facilities:Outdoor Facilities	Fund:Non-funding Transactions	400 Sport and Recreation Facilities Depreciation	2,801.00		2,801.00
Electricity: Electricity Administration (Dept 400)	Expenditure:Depreciation and Amortisation:Depreciation:Computer Equipment	Fund:Non-funding Transactions	400 Computer Equipment Depreciation	24,818.00		24,818.00
Electricity: Electricity Administration (Dept 400)	Expenditure:Depreciation and Amortisation:Depreciation:Electrical Infrastructure:MV Substations	Fund:Non-funding Transactions	400 Electrical Depreciation	25,391,821.00		25,391,821.00
Electricity: Electricity Administration (Dept 400)	Expenditure:Depreciation and Amortisation:Depreciation:Furniture and Office Equipment	Fund:Non-funding Transactions	400 Furniture and Office Equipment Depreciation	63,255.00		63,255.00
Electricity: Electricity Administration (Dept 400)	Expenditure:Depreciation and Amortisation:Depreciation:Machinery and Equipment	Fund:Non-funding Transactions	400 Machinery and Equipment Depreciation	259,119.00		259,119.00
Electricity: Electricity Administration (Dept 400)	Expenditure:Depreciation and Amortisation:Depreciation:Roads Infrastructure:Roads	Fund:Non-funding Transactions	400 Roads Depreciation	3,482,488.00		3,482,488.00
Electricity: Electricity Administration (Dept 400)	Expenditure:Depreciation and Amortisation:Depreciation:Storm water Infrastructure:Drainage Collection	Fund:Non-funding Transactions	400 Stormwater Depreciation	1,112.00		1,112.00
Electricity: Electricity Administration (Dept 400)	Expenditure:Depreciation and Amortisation:Depreciation:Transport Assets	Fund:Non-funding Transactions	400 Transport Assets Depreciation	1,166,513.00		1,166,513.00
Electricity: Electricity Administration (Dept 400)	Expenditure:Employee Related Cost:Municipal Staff:Salaries Wages and Allowances:Allowances:Cellular and Telephone	Fund:Operational:Revenue:General Revenue:Service Charges:Electricity	400200190 Cellular and Telephone Allowance	87,674.00	(5,284.00)	82,390.00
Electricity: Electricity Administration (Dept 400)	Expenditure:Employee Related Cost:Municipal Staff:Salaries Wages and Allowances:Allowances:Housing Benefits and Incidental:Housing Benefits	Fund:Operational:Revenue:General Revenue:Service Charges:Electricity	400200090 Housing Benefits Subsidy	68,818.00	(15,795.04)	53,022.96
Electricity: Electricity Administration (Dept 400)	Expenditure:Employee Related Cost:Municipal Staff:Salaries Wages and Allowances:Allowances:Service Related Benefits:Bonus	Fund:Operational:Revenue:General Revenue:Service Charges:Electricity	400200010 Bonus	695,480.00	18,313.45	713,793.45
Electricity: Electricity Administration (Dept 400)	Expenditure:Employee Related Cost:Municipal Staff:Salaries Wages and Allowances:Allowances:Service Related Benefits:Leave Pay	Fund:Operational:Revenue:General Revenue:Service Charges:Electricity	400200020 Leave Pay	250,928.00	(123,322.86)	127,605.14
Electricity: Electricity Administration (Dept 400)	Expenditure:Employee Related Cost:Municipal Staff:Salaries Wages and Allowances:Allowances:Service Related Benefits:Overtime:Structured	Fund:Operational:Revenue:General Revenue:Service Charges:Electricity	400200060 Overtime: Structured	2,504,846.00	146,704.66	2,651,550.66
Electricity: Electricity Administration (Dept 400)	Expenditure:Employee Related Cost:Municipal Staff:Salaries Wages and Allowances:Allowances:Service Related Benefits:Standby Allowance	Fund:Operational:Revenue:General Revenue:Service Charges:Electricity	400200070 Standby Allowance	854,312.00	(101,510.28)	752,801.72
Electricity: Electricity Administration (Dept 400)	Expenditure:Employee Related Cost:Municipal Staff:Salaries Wages and Allowances:Allowances:Service Related Benefits:Tools Allowance	Fund:Operational:Revenue:General Revenue:Service Charges:Electricity	400200260 Tool Allowance	19,699.00	(554.80)	19,144.20
Electricity: Electricity Administration (Dept 400)	Expenditure:Employee Related Cost:Municipal Staff:Salaries Wages and Allowances:Allowances:Travel or Motor Vehicle	Fund:Operational:Revenue:General Revenue:Service Charges:Electricity	400200180 Travel or Motor Vehicle Allowance	778,520.00	(42,668.00)	735,852.00
Electricity: Electricity Administration (Dept 400)	Expenditure:Employee Related Cost:Municipal Staff:Salaries Wages and Allowances:Basic Salary and Wages	Fund:Operational:Revenue:General Revenue:Service Charges:Electricity	400200000 Basic Salary and Wages	8,354,860.00	(399,148.78)	7,955,711.22
Electricity: Electricity Administration (Dept 400)	Expenditure:Employee Related Cost:Municipal Staff:Social Contributions:Bargaining Council	Fund:Operational:Revenue:General Revenue:Service Charges:Electricity	400200160 Bargaining Council Levies	4,278.00	(1,556.56)	2,721.44
Electricity: Electricity Administration (Dept 400)	Expenditure:Employee Related Cost:Municipal Staff:Social Contributions:Group Life Insurance	Fund:Operational:Revenue:General Revenue:Service Charges:Electricity	400200080 Group Life Insurance	83,730.00	(9,328.21)	74,401.79
Electricity: Electricity Administration (Dept 400)	Expenditure:Employee Related Cost:Municipal Staff:Social Contributions:Medical	Fund:Operational:Revenue:General Revenue:Service Charges:Electricity	400200110 Medical Aid	778,935.00	(11,004.60)	767,930.40
Electricity: Electricity Administration (Dept 400)	Expenditure:Employee Related Cost:Municipal Staff:Social Contributions:Pension	Fund:Operational:Revenue:General Revenue:Service Charges:Electricity	400200140 Pension or Provident Fund	1,568,802.00	(79,989.29)	1,488,812.71
Electricity: Electricity Administration (Dept 400)	Expenditure:Employee Related Cost:Municipal Staff:Social Contributions:Unemployment Insurance	Fund:Operational:Revenue:General Revenue:Service Charges:Electricity	400200200 Unemployment Insurance Fund	51,758.00	(8,368.46)	43,389.54
Electricity: Electricity Administration (Dept 400)	Expenditure:Employee Related Cost:Senior Management:Designation:Salaries and Allowances:Allowances:Cellular and Telephone	Fund:Operational:Revenue:General Revenue:Service Charges:Electricity	400 ED Cellular and Telephone Allowance	14,520.00	-	14,520.00

Function	Item	Funding	SegmentDesc	TotalBudget	Adjustments	Adjusted Budget
Electricity: Electricity Administration (Dept 400)	Expenditure:Employee Related Cost:Senior Management:Designation:Salaries and Allowances:Allowance:Travel or Motor Vehicle	Fund:Operational:Revenue:General Revenue:Service Charges:Electricity	400 ED Travel Allowance	180,000.00	-	180,000.00
Electricity: Electricity Administration (Dept 400)	Expenditure:Employee Related Cost:Senior Management:Designation:Salaries and Allowances:Basic Salary	Fund:Operational:Revenue:General Revenue:Service Charges:Electricity	400 ED Electrical Engineering Basic Salary and Wages	1,687,160.00	37,349.43	1,724,509.43
Electricity: Electricity Administration (Dept 400)	Expenditure:Employee Related Cost:Senior Management:Designation:Salaries and Allowances:Bonuses	Fund:Operational:Revenue:General Revenue:Service Charges:Electricity	400 ED Bonus	72,044.00	77,956.00	150,000.00
Electricity: Electricity Administration (Dept 400)	Expenditure:Employee Related Cost:Senior Management:Designation:Social Contributions:Bargaining Council	Fund:Operational:Revenue:General Revenue:Service Charges:Electricity	400 ED Bargaining Council Levies	130.00	(18.16)	111.84
Electricity: Electricity Administration (Dept 400)	Expenditure:Employee Related Cost:Senior Management:Designation:Social Contributions:Pension	Fund:Operational:Revenue:General Revenue:Service Charges:Electricity	400 ED Pension	303,693.00	11,752.09	315,445.09
Electricity: Electricity Administration (Dept 400)	Expenditure:Employee Related Cost:Senior Management:Designation:Social Contributions:Unemployment Insurance	Fund:Operational:Revenue:General Revenue:Service Charges:Electricity	400 ED Unemployment Insurance	2,020.00	(235.36)	1,784.64
Electricity: Electricity Administration (Dept 400)	Expenditure:Interest Dividends and Rent on Land:Interest Paid:Borrowings:Annuity Loans	Fund:Operational:Revenue:General Revenue:Service Charges:Electricity	400271000 Interest on External Loans	14,722,064.00		14,722,064.00
Electricity: Electricity Administration (Dept 400)	Expenditure:Inventory Consumed:Consumables:Standard Rated	Fund:Operational:Revenue:General Revenue:Service Charges:Electricity	400260200 Cleansing Materials	74,806.00		74,806.00
Electricity: Electricity Administration (Dept 400)	Expenditure:Inventory Consumed:Consumables:Standard Rated	Fund:Operational:Revenue:General Revenue:Service Charges:Electricity	400260140 Batteries	6,809.00		6,809.00
Electricity: Electricity Administration (Dept 400)	Expenditure:Inventory Consumed:Consumables:Standard Rated	Fund:Operational:Revenue:General Revenue:Service Charges:Electricity	400260960 Welding Material Gas	2,433.00		2,433.00
Electricity: Electricity Administration (Dept 400)	Expenditure:Operating Leases:Furniture and Office Equipment	Fund:Operational:Revenue:General Revenue:Service Charges:Electricity	400260070 Lease Office Machinery and Equipment	5,498.00		5,498.00
Electricity: Electricity Administration (Dept 400)	Expenditure:Operational Cost:Achievements and Awards	Fund:Operational:Revenue:General Revenue:Service Charges:Electricity	400260972 Retirement Recognition	4,707,255.00		4,707,255.00
Electricity: Electricity Administration (Dept 400)	Expenditure:Operational Cost:Advertising	Fund:Operational:Revenue:General Revenue:Service Charges:Electricity	400261812 IBT Awareness	30,000.00		30,000.00
Electricity: Electricity Administration (Dept 400)	Expenditure:Operational Cost:Bank Charges Facility and Card Fees:Bank Accounts	Fund:Operational:Revenue:General Revenue:Service Charges:Electricity	400260090 Bank Charges	1,860,624.00	(500,000.00)	1,360,624.00
Electricity: Electricity Administration (Dept 400)	Expenditure:Operational Cost:Commission:Prepaid Electricity	Fund:Operational:Revenue:General Revenue:Service Charges:Electricity	400225001 Commission on Collection	9,600,000.00	(2,000,000.00)	7,600,000.00
Electricity: Electricity Administration (Dept 400)	Expenditure:Operational Cost:Communication:Postage/Stamps/Franchising Machines	Fund:Operational:Revenue:General Revenue:Service Charges:Electricity	400260710 Postage	665,971.00		665,971.00
Electricity: Electricity Administration (Dept 400)	Expenditure:Operational Cost:Contribution to Provisions:Decommissioning Restoration and Similar Liabilities:Non-specific	Fund:Non-funding Transactions	400220080 Leave Provision	503,025.00		503,025.00
Electricity: Electricity Administration (Dept 400)	Expenditure:Operational Cost:Contribution to Provisions:Decommissioning Restoration and Similar Liabilities:Non-specific	Fund:Non-funding Transactions	400220090 Staff Bonus Provision	165,204.00		165,204.00
Electricity: Electricity Administration (Dept 400)	Expenditure:Operational Cost:Contribution to Provisions:Decommissioning Restoration and Similar Liabilities:Non-specific	Fund:Non-funding Transactions	400220050 Bad Debt Provision	4,870,425.00	5,742,760.00	10,613,185.00
Electricity: Electricity Administration (Dept 400)	Expenditure:Operational Cost:External Audit Fees	Fund:Operational:Revenue:General Revenue:Service Charges:Electricity	400260035 External Audit Fees	2,000,958.00	(500,000.00)	1,500,958.00
Electricity: Electricity Administration (Dept 400)	Expenditure:Operational Cost:Indigent Relief	Fund:Operational:Revenue:General Revenue:Equitable Share	400286252 ESKOM FBE	1,844,000.00	(200,000.00)	1,644,000.00
Electricity: Electricity Administration (Dept 400)	Expenditure:Operational Cost:Insurance Underwriting:Excess Payments	Fund:Operational:Revenue:General Revenue:Service Charges:Electricity	400261060 Excess on Insurance	54,726.00		54,726.00
Electricity: Electricity Administration (Dept 400)	Expenditure:Operational Cost:Insurance Underwriting:Premiums	Fund:Operational:Revenue:General Revenue:Taxes:Property Rates:Levies	400260570 Insurance General	1,199,418.00		1,199,418.00
Electricity: Electricity Administration (Dept 400)	Expenditure:Operational Cost:Insurance Underwriting:Premiums	Fund:Operational:Revenue:General Revenue:Service Charges:Electricity	400261695 Insurance Claims Impairment	61,653.00		61,653.00

Function	Item	Funding	SegmentDesc	TotalBudget	Adjustments	Adjusted Budget
Electricity: Electricity Administration (Dept 400)	Expenditure:Operational Cost:Licences:Licence Agency Fees	Fund:Operational:Revenue:General Revenue:Service Charges:Electricity	400261410 Radio Licences	8,347.00		8,347.00
Electricity: Electricity Administration (Dept 400)	Expenditure:Operational Cost:Municipal Services	Fund:Operational:Revenue:General Revenue:Service Charges:Electricity	400260740 Water and Sanitation	259,434.00		259,434.00
Electricity: Electricity Administration (Dept 400)	Expenditure:Operational Cost:Municipal Services	Fund:Operational:Revenue:General Revenue:Service Charges:Electricity	400260660 Meter Reading	500,000.00		500,000.00
Electricity: Electricity Administration (Dept 400)	Expenditure:Operational Cost:Municipal Services	Fund:Operational:Revenue:General Revenue:Service Charges:Electricity	400261620 Replacement of Faulty Meters	3,500,000.00	(3,000,000.00)	500,000.00
Electricity: Electricity Administration (Dept 400)	Expenditure:Operational Cost:Printing Publications and Books	Fund:Operational:Revenue:General Revenue:Service Charges:Electricity	400260100 Printing and Stationery	400,000.00		400,000.00
Electricity: Electricity Administration (Dept 400)	Expenditure:Operational Cost:Professional Bodies Membership and Subscription	Fund:Operational:Revenue:General Revenue:Service Charges:Electricity	400260560 Subscriptions	37,428.00		37,428.00
Electricity: Electricity Administration (Dept 400)	Expenditure:Operational Cost:Professional Bodies Membership and Subscription	Fund:Operational:Revenue:General Revenue:Service Charges:Electricity	400261120 Membership Fees	13,925.00		13,925.00
Electricity: Electricity Administration (Dept 400)	Expenditure:Operational Cost:Registration Fees:Seminars Conferences Workshops and Events:National	Fund:Operational:Revenue:General Revenue:Service Charges:Electricity	400260160 Conferences and Workshops	19,677.00		19,677.00
Electricity: Electricity Administration (Dept 400)	Expenditure:Operational Cost:Skills Development Fund Levy	Fund:Operational:Revenue:General Revenue:Service Charges:Electricity	400 ED Skills Development Levy	27,511.00	(10,292.04)	17,218.95
Electricity: Electricity Administration (Dept 400)	Expenditure:Operational Cost:Skills Development Fund Levy	Fund:Operational:Revenue:General Revenue:Service Charges:Electricity	400 Skills Development Levy	127,792.00	924.01	128,716.01
Electricity: Electricity Administration (Dept 400)	Expenditure:Operational Cost:Travel and Subsistence:Domestic:Accommodation	Fund:Operational:Revenue:General Revenue:Service Charges:Electricity	400260900 Travel and Subsistence	92,580.00		92,580.00
Electricity: Electricity Administration (Dept 400)	Expenditure:Operational Cost:Travel and Subsistence:Domestic:Daily Allowance	Fund:Operational:Revenue:General Revenue:Service Charges:Electricity	400261690 Standby Meals	716,253.00		716,253.00
Electricity: Electricity Administration (Dept 400)	Expenditure:Operational Cost:Uniform and Protective Clothing	Fund:Operational:Revenue:General Revenue:Service Charges:Electricity	400261100 Protective Clothing	209,700.00		209,700.00
Electricity: Electricity Administration (Dept 400)	Expenditure:Operational Cost:Vehicle Tracking	Fund:Operational:Revenue:General Revenue:Service Charges:Electricity	400261530 Tracking Fees	106,031.00		106,031.00
Electricity: Electricity Administration (Dept 400)	Expenditure:Operational Cost:Wet Fuel	Fund:Operational:Revenue:General Revenue:Service Charges:Electricity	400260810 Sundry Oils and Fuel	180,609.00		180,609.00
Electricity: Electricity Administration (Dept 400)	Expenditure:Operational Cost:Workmen's Compensation Fund	Fund:Operational:Revenue:General Revenue:Service Charges:Electricity	400 Workmen's Compensation	107,349.00		107,349.00
Electricity: Electricity Administration (Dept 400)	Expenditure:Operational Cost:Workmen's Compensation Fund	Fund:Operational:Revenue:General Revenue:Service Charges:Electricity	400 ED Workmen's Compensation	9,871.00		9,871.00
Electricity: Electricity Administration (Dept 400)	Revenue:Default	Fund:Non-funding Transactions	400665129 Electricity Internal Recoveries	(8,946,112.00)		(8,946,112.00)
Electricity: Electricity Administration (Dept 400)	Revenue:Exchange Revenue:Operational Revenue:Incidental Cash Surpluses	Fund:Operational:Revenue:General Revenue:Operational Revenue	400060250 Sundry Income	(13,470.00)		(13,470.00)
Electricity: Electricity Administration (Dept 400)	Revenue:Exchange Revenue:Operational Revenue:Insurance Refund	Fund:Operational:Revenue:General Revenue:Operational Revenue	400000700 Proceeds from Insurance	(50,000.00)		(50,000.00)
Electricity: Electricity Administration (Dept 400)	Revenue:Exchange Revenue:Sales of Goods and Rendering of Services:Development Charges	Fund:Operational:Revenue:General Revenue:Operational Revenue	400010202 Developers Contribution Demand Based	(12,266,401.00)		(12,266,401.00)

Function	Item	Funding	SegmentDesc	TotalBudget	Adjustments	Adjusted Budget
Electricity: Electricity Administration (Dept 400)	Revenue:Exchange Revenue:Service Charges:Electricity:Appliance Maintenance	Fund:Non-funding Transactions	400 Electricity: Appliance Maintenance	(900,000.00)		(900,000.00)
Electricity: Electricity Administration (Dept 400)	Revenue:Exchange Revenue:Service Charges:Electricity:Availability Charges	Fund:Operational:Revenue:General Revenue:Service Charges:Electricity	40010290 Basic Charges	(18,523,102.00)		(18,523,102.00)
Electricity: Electricity Administration (Dept 400)	Revenue:Exchange Revenue:Service Charges:Electricity:Connection/Reconnection:Disconnection/Reconnection Fees	Fund:Operational:Revenue:General Revenue:Service Charges:Electricity	Electricity Admin Disconnect/Reconnect Fee 40010001	(317,700.00)		(317,700.00)
Electricity: Electricity Administration (Dept 400)	Revenue:Exchange Revenue:Service Charges:Electricity:Electricity Sales:Commercial Conventional (3-Phase)	Fund:Operational:Revenue:General Revenue:Service Charges:Electricity	400665181 Commercial Conventional (3-Phase)	(37,730,397.00)		(37,730,397.00)
Electricity: Electricity Administration (Dept 400)	Revenue:Exchange Revenue:Service Charges:Electricity:Electricity Sales:Domestic High:Conventional	Fund:Operational:Revenue:General Revenue:Service Charges:Electricity	400665182 Electricity Sales Domestic High Conventional	(43,151,312.00)		(43,151,312.00)
Electricity: Electricity Administration (Dept 400)	Revenue:Exchange Revenue:Service Charges:Electricity:Electricity Sales:Domestic High:Prepaid	Fund:Operational:Revenue:General Revenue:Service Charges:Electricity	40005099 Contour Electricity Vendors	(129,606,277.00)		(129,606,277.00)
Electricity: Electricity Administration (Dept 400)	Revenue:Exchange Revenue:Service Charges:Electricity:Electricity Sales:Domestic Low:Conventional	Fund:Operational:Revenue:General Revenue:Service Charges:Electricity	400665183 Domestic Low Conventional	(178,506,174.00)	(5,000,000.00)	(183,506,174.00)
Electricity: Electricity Administration (Dept 400)	Revenue:Exchange Revenue:Service Charges:Electricity:Electricity Sales:Domestic Low:Conventional	Fund:Operational:Revenue:General Revenue:Equitable Share	400260385 Free Basic Services	9,433,863.00		9,433,863.00
Electricity: Electricity Administration (Dept 400)	Revenue:Exchange Revenue:Service Charges:Electricity:Electricity Sales:Domestic Low:Domestic Indigent	Fund:Operational:Revenue:General Revenue:Service Charges:Electricity	400665174 Domestic Low Domestic Indigent	(8,683,729.00)		(8,683,729.00)
Electricity: Electricity Administration (Dept 400)	Revenue:Exchange Revenue:Service Charges:Electricity:Electricity Sales:Domestic Low:Prepaid	Fund:Operational:Revenue:General Revenue:Service Charges:Electricity	400060290 Internal Sales (Treasury Cash Hall)	(3,877,085.00)		(3,877,085.00)
Electricity: Electricity Administration (Dept 400)	Revenue:Exchange Revenue:Service Charges:Electricity:Electricity Sales:Industrial (400 Volts) (Low Voltage)	Fund:Operational:Revenue:General Revenue:Service Charges:Electricity	400010320 Electricity: Private Consumers	(189,898,651.00)	13,000,000.00	(176,898,651.00)
Electricity: Electricity Administration (Dept 400)	Revenue:Exchange Revenue:Service Charges:Electricity:Electricity Sales:Sports Grounds/Churches/Holiday/Old-age homes/Schools	Fund:Operational:Revenue:General Revenue:Service Charges:Electricity	400665179 Sports Grounds/Churches/Holiday/Old-age homes/Scho	(965,186.00)	80,000.00	(885,186.00)
Electricity: Electricity Administration (Dept 400)	Revenue:Exchange Revenue:Service Charges:Electricity:Electricity Sales:Street Lighting	Fund:Operational:Revenue:General Revenue:Service Charges:Electricity	400665175 Street Lighting	(1,470,263.00)		(1,470,263.00)
Electricity: Electricity Administration (Dept 400)	Revenue:Exchange Revenue:Service Charges:Electricity:Electricity Sales:Time of Use Tariffs	Fund:Operational:Revenue:General Revenue:Service Charges:Electricity	400665176 Time of Use Tariffs	(113,745,466.00)	10,040,023.63	(103,705,442.37)
Electricity: Electricity Administration (Dept 400)	Revenue:Exchange Revenue:Service Charges:Electricity:Electricity Sales:Meter Reading Fees	Fund:Operational:Revenue:General Revenue:Service Charges:Electricity	400010060 Meter Reading Fees	(1,118.00)		(1,118.00)
Electricity: Electricity Administration (Dept 400)	Revenue:Non-exchange Revenue:Fines Penalties and Forfeits:Fines:Illegal Connections	Fund:Operational:Revenue:General Revenue:Fines Penalties and Forfeits	400030020 Tampering Fees	(300,000.00)		(300,000.00)
Electricity: Electricity Administration (Dept 400)	Revenue:Non-exchange Revenue:Transfers and Subsidies:Capital:Monetary Allocations:National	Fund:Capital:Transfers and Subsidies:Monetary Allocations:National Government:Integrated National	400000526 INEP Conditional Revenue Recognition	(10,000,000.00)		(10,000,000.00)
Electricity: Electricity Administration (Dept 400)	Revenue:Non-exchange Revenue:Transfers and Subsidies:Capital:Monetary Allocations:Private Enterprises:Other	Fund:Capital:Transfers and Subsidies:Monetary Allocations:Private Enterprises:Other Transfers Private	400 KDM MALL (PRIVATE DEVELOPER)	(2,756,973.00)		(2,756,973.00)
Electricity: Electricity Administration (Dept 400)	Revenue:Non-exchange Revenue:Transfers and Subsidies:Operational:Monetary Allocations:National Revenue	Fund:Operational:Revenue:General Revenue:Equitable Share	400055095 Equitable Share	(20,777,863.00)		(20,777,863.00)
Electricity: Electricity Administration (Dept 400)	Revenue:Exchange Revenue:Service Charges:Electricity:Electricity Sales:Commercial Conventional (Single Phase)	Fund:Operational:Revenue:General Revenue:Service Charges:Electricity	400665180 Commercial Conventional (Single Phase)	(2,114,152)	2,114,152	-
Electricity: Electricity - Urban South (Dept 420)	Expenditure:Default	Fund:Non-funding Transactions	420290001 Main Repairs/Maintenance & Call Out Costing	7,580,795		7,580,795
Electricity: Electricity - Urban South (Dept 420)	Expenditure:Contracted Services:Contractors:Electrical	Fund:Operational:Revenue:General Revenue:Service Charges:Electricity	420260150 Call Out to Consumer Complaints	257,494.00		257,494.00
Electricity: Electricity - Urban South (Dept 420)	Expenditure:Contracted Services:Outsourced Services:Electrical	Fund:Operational:Revenue:General Revenue:Service Charges:Electricity	420235580 Line Clearing (Contractors)	17,471.00		17,471.00

Function	Item	Funding	SegmentDesc	TotalBudget	Adjustments	Adjusted Budget
Electricity: Electricity - Urban South (Dept 420)	Expenditure:Contracted Services:Outsourced Services:Electrical	Fund:Operational:Revenue:General Revenue:Service Charges:Electricity	420235540 Substation Building and Fence (Contractors)	11,288.00		11,288.00
Electricity: Electricity - Urban South (Dept 420)	Expenditure:Contracted Services:Outsourced Services:Electrical	Fund:Operational:Revenue:General Revenue:Service Charges:Electricity	420235480 Mains Repairs (Contractors)	3,118,792.00		3,118,792.00
Electricity: Electricity - Urban South (Dept 420)	Expenditure:Inventory Consumed:Materials and Supplies	Fund:Operational:Revenue:General Revenue:Service Charges:Electricity	420235490 Mains Maintenance (Materials)	544,421.00		544,421.00
Electricity: Electricity - Urban South (Dept 420)	Expenditure:Inventory Consumed:Materials and Supplies	Fund:Operational:Revenue:General Revenue:Service Charges:Electricity	420235480 Mains Repairs (Materials)	2,064,087.00		2,064,087.00
Electricity: Electricity - Urban South (Dept 420)	Revenue:Exchange Revenue:Service Charges	Fund:Operational:Revenue:General Revenue:Service Charges:Electricity	420010090 Electricity Sales Street Lights	(8,186,770)	(8,186,770)	-
Electricity: Electricity - Urban South (Dept 420)	Expenditure:Default	Fund:Non-funding Transactions	450290001 Main Repairs/ Maintenance & Call Out Costing	6,101,710		6,101,710
Electricity: Electricity - Urban North (Dept 450)	Expenditure:Contracted Services:Contractors:Electrical	Fund:Operational:Revenue:General Revenue:Service Charges:Electricity	450260150 Call Out to Consumer Complaints	336,703.00		336,703.00
Electricity: Electricity - Urban North (Dept 450)	Expenditure:Contracted Services:Contractors:Maintenance of Buildings and Facilities	Fund:Operational:Revenue:General Revenue:Service Charges:Electricity	450235490 Mains Maintenance	17,097.00		17,097.00
Electricity: Electricity - Urban North (Dept 450)	Expenditure:Contracted Services:Contractors:Maintenance of Buildings and Facilities	Fund:Operational:Revenue:General Revenue:Service Charges:Electricity	450235540 Substation Building and Fence Maintenance	61,018.00		61,018.00
Electricity: Electricity - Urban North (Dept 450)	Expenditure:Contracted Services:Outsourced Services:Electrical	Fund:Operational:Revenue:General Revenue:Service Charges:Electricity	450235480 Mains Repairs (Contractors)	3,760,104.00		3,760,104.00
Electricity: Electricity - Urban North (Dept 450)	Expenditure:Inventory Consumed:Materials and Supplies	Fund:Operational:Revenue:General Revenue:Service Charges:Electricity	450235480 Mains Repairs (Materials)	2,337,162.00		2,337,162.00
Electricity: Electricity - Urban North (Dept 450)	Expenditure:Operational Cost:Insurance Underwriting:Premiums	Fund:Operational:Revenue:General Revenue:Service Charges:Electricity	450260570 Insurance General	6,252.00		6,252.00
Electricity: Electricity - SA	Expenditure:Default	Fund:Non-funding Transactions	440290001 Main Repairs/ Maintenance & Call Out Costing	634,650		634,650
Electricity: Electricity - SAPPI (Dept 440)	Expenditure:Contracted Services:Contractors:Maintenance of Buildings and Facilities	Fund:Operational:Revenue:General Revenue:Service Charges:Electricity	440235570 33-11Point of Supply Repairs	135,810.00		135,810.00
Electricity: Electricity - SAPPI (Dept 440)	Expenditure:Contracted Services:Outsourced Services:Electrical	Fund:Operational:Revenue:General Revenue:Service Charges:Electricity	440235480 Mains Repairs (Contractors)	1,186,544.00		1,186,544.00
Electricity: Electricity - SAPPI (Dept 440)	Expenditure:Inventory Consumed:Materials and Supplies	Fund:Operational:Revenue:General Revenue:Service Charges:Electricity	440235480 Mains Repairs (Materials)	361,197.00		361,197.00
Electricity: Electricity - SAPPI (Dept 440)	Revenue:Exchange Revenue:Service Charges:Electricity:Electricity Sales:Industrial more than (11 000 Volts) (High Voltage)	Fund:Operational:Revenue:General Revenue:Service Charges:Electricity	440010100 SAPPI Sale	(155,241,764.00)	14,000,000.00	(141,241,764.00)
Electricity: Electricity - Salaries Distribution (Dept 582)	Expenditure:Employee Related Cost:Municipal Staff:Salaries Wages and Allowances:Allowances:Cellular and Telephone	Fund:Operational:Revenue:General Revenue:Service Charges:Electricity	582200190 Cellular and Telephone Allowance	214,618.00	(118,363.00)	96,255.00
Electricity: Electricity - Salaries Distribution (Dept 582)	Expenditure:Employee Related Cost:Municipal Staff:Salaries Wages and Allowances:Allowances:Housing Benefits and Incidental:Housing Benefits	Fund:Operational:Revenue:General Revenue:Service Charges:Electricity	582200090 Housing Benefits Subsidy	103,913.00	(9,154.92)	94,758.08

Function	Item	Funding	SegmentDesc	TotalBudget	Adjustments	Adjusted Budget
Electricity: Electricity - Salaries Distribution (Dept 582)	Expenditure:Employee Related Cost:Municipal Staff:Salaries Wages and Allowances:Allowances:Service Related Benefits:Bonus	Fund:Operational:Revenue:General Revenue:Service Charges:Electricity	582200010 Bonus	1,504,498.00	(407,160.68)	1,097,337.32
Electricity: Electricity - Salaries Distribution (Dept 582)	Expenditure:Employee Related Cost:Municipal Staff:Salaries Wages and Allowances:Allowances:Service Related Benefits:Leave Pay	Fund:Operational:Revenue:General Revenue:Service Charges:Electricity	582200020 Leave Pay	825,629.00	(498,388.43)	327,240.57
Electricity: Electricity - Salaries Distribution (Dept 582)	Expenditure:Employee Related Cost:Municipal Staff:Salaries Wages and Allowances:Allowances:Service Related Benefits:Overtime:Structured	Fund:Operational:Revenue:General Revenue:Service Charges:Electricity	582200060 Overtime: Structured	12,091,383.00	1,110,194.31	13,141,577.31
Electricity: Electricity - Salaries Distribution (Dept 582)	Expenditure:Employee Related Cost:Municipal Staff:Salaries Wages and Allowances:Allowances:Service Related Benefits:Standby Allowance	Fund:Operational:Revenue:General Revenue:Service Charges:Electricity	582200070 Standby Allowance	2,311,561.00	(695,816.28)	1,615,744.72
Electricity: Electricity - Salaries Distribution (Dept 582)	Expenditure:Employee Related Cost:Municipal Staff:Salaries Wages and Allowances:Allowances:Service Related Benefits:Tools Allowance	Fund:Operational:Revenue:General Revenue:Service Charges:Electricity	582200260 Tool Allowance	145,774.00	(73,983.25)	71,790.75
Electricity: Electricity - Salaries Distribution (Dept 582)	Expenditure:Employee Related Cost:Municipal Staff:Salaries Wages and Allowances:Allowances:Travel or Motor Vehicle	Fund:Operational:Revenue:General Revenue:Taxes:Property Rates:Levies	582200180 Travelling Allowance	20,000.00		20,000.00
Electricity: Electricity - Salaries Distribution (Dept 582)	Expenditure:Employee Related Cost:Municipal Staff:Salaries Wages and Allowances:Basic Salary and Wages	Fund:Operational:Revenue:General Revenue:Service Charges:Electricity	582200000 Basic Salary and Wages	15,174,180.00	(2,643,947.86)	12,530,232.14
Electricity: Electricity - Salaries Distribution (Dept 582)	Expenditure:Employee Related Cost:Municipal Staff:Social Contributions:Bargaining Council	Fund:Operational:Revenue:General Revenue:Service Charges:Electricity	582200160 Bargaining Council Levies	14,666.00	(6,744.00)	7,922.00
Electricity: Electricity - Salaries Distribution (Dept 582)	Expenditure:Employee Related Cost:Municipal Staff:Social Contributions:Group Life Insurance	Fund:Operational:Revenue:General Revenue:Service Charges:Electricity	582200080 Group Life Insurance	174,548.00	(60,375.95)	114,172.05
Electricity: Electricity - Salaries Distribution (Dept 582)	Expenditure:Employee Related Cost:Municipal Staff:Social Contributions:Medical	Fund:Operational:Revenue:General Revenue:Service Charges:Electricity	582200110 Medical Aid	2,135,621.00	(476,994.57)	1,658,626.43
Electricity: Electricity - Salaries Distribution (Dept 582)	Expenditure:Employee Related Cost:Municipal Staff:Social Contributions:Pension	Fund:Operational:Revenue:General Revenue:Service Charges:Electricity	582200140 Pension or Provident Fund	3,335,011.00	(748,070.98)	2,586,940.02
Electricity: Electricity - Salaries Distribution (Dept 582)	Expenditure:Employee Related Cost:Municipal Staff:Social Contributions:Unemployment Insurance	Fund:Operational:Revenue:General Revenue:Service Charges:Electricity	582200200 Unemployment Insurance Fund	184,459.00	(56,638.61)	127,820.39
Electricity: Electricity - Salaries Distribution (Dept 582)	Expenditure:Operational Cost:Skills Development Fund Levy	Fund:Operational:Revenue:General Revenue:Service Charges:Electricity	582200240 Skills Development Levy	341,345.00	(54,399.11)	286,945.89
Electricity: Electricity - Salaries Distribution (Dept 582)	Expenditure:Operational Cost:Uniform	Fund:Operational:Revenue:General Revenue:Service Charges:Electricity	582261100 Protective clothing	1,533,497.00		1,533,497.00
Electricity: Electricity - Salaries Distribution (Dept 582)	Expenditure:Operational Cost:Workmen's Compensation Fund	Fund:Operational:Revenue:General Revenue:Service Charges:Electricity	582200230 Workmen's Compensation	241,345.00		241,345.00
Electricity: Electricity - Salaries Distribution (Dept 582)	Revenue:Default	Fund:Non-funding Transactions	582280040 Recharged Salaries	(32,310,466.00)		(32,310,466.00)
Electricity: Electricity - Ru	Expenditure:Default	Fund:Non-funding Transactions	490290001 Main Repairs/ Maintenance & Call Out Costing	5,660,708		5,660,708
Electricity: Electricity - Rural South (Dept 490)	Expenditure:Contracted Services:Contractors:Electrical	Fund:Operational:Revenue:General Revenue:Service Charges:Electricity	490260150 Call Out to Consumer Complaints	305,119.00		305,119.00
Electricity: Electricity - Rural South (Dept 490)	Expenditure:Contracted Services:Contractors:Maintenance of Buildings and Facilities	Fund:Operational:Revenue:General Revenue:Service Charges:Electricity	490235490 Mains Maintenance	291,775.00		291,775.00
Electricity: Electricity - Rural South (Dept 490)	Expenditure:Contracted Services:Contractors:Maintenance of Unspecified Assets	Fund:Operational:Revenue:General Revenue:Service Charges:Electricity	490235500 Transformers Repairs	29,760.00		29,760.00
Electricity: Electricity - Rural South (Dept 490)	Expenditure:Contracted Services:Contractors:Maintenance of Unspecified Assets	Fund:Operational:Revenue:General Revenue:Service Charges:Electricity	490235580 Line Clearing	29,122.00		29,122.00
Electricity: Electricity - Rural South (Dept 490)	Expenditure:Contracted Services:Outsourced Services:Electrical	Fund:Operational:Revenue:General Revenue:Service Charges:Electricity	490235480 Mains Repairs (Contractors)	1,705,658.00		1,705,658.00
Electricity: Electricity - Rural South (Dept 490)	Expenditure:Inventory Consumed:Materials and Supplies	Fund:Operational:Revenue:General Revenue:Service Charges:Electricity	490235480 Mains Repairs (Materials)	1,359,885.00		1,359,885.00
Electricity: Electricity - Ru	Expenditure:Default	Fund:Non-funding Transactions	430290001 Main Repairs/ Maintenance & Call Out Costing	12,332,602		12,332,602
Electricity: Electricity - Rural North (Dept 490)	Expenditure:Contracted Services:Contractors:Maintenance of Buildings and Facilities	Fund:Operational:Revenue:General Revenue:Service Charges:Electricity	430235490 Mains Maintenance	35,762.00		35,762.00

Function	Item	Funding	SegmentDesc	TotalBudget	Adjustments	Adjusted Budget
Electricity: Electricity - Rural North (Dept 430)	Expenditure:Contracted Services:Contractors:Maintenance of Unspecified Assets	Fund:Operational:Revenue:General Revenue:Service Charges:Electricity	430235580 Line Clearing	186,822.00		186,822.00
Electricity: Electricity - Rural North (Dept 430)	Expenditure:Contracted Services:Outsourced Services:Electrical	Fund:Operational:Revenue:General Revenue:Service Charges:Electricity	430235480 Mains Repairs (Contractors)	3,076,246.00	(500,000.00)	2,576,246.00
Electricity: Electricity - Rural North (Dept 430)	Expenditure:Inventory Consumed:Materials and Supplies	Fund:Operational:Revenue:General Revenue:Service Charges:Electricity	430235480 Mains Repairs (Inventory Stores)	4,920,288.00		4,920,288.00
Economic Development/ Economic Development/Planning: Economic Development	Expenditure:Default	Fund:Non-funding Transactions	032260970 Electricity and Rates Costing	68,735		68,735
Economic Development/Planning: Economic Development	Expenditure:Contracted Services:Contractors:Event Promoters	Fund:Operational:Revenue:General Revenue:Taxes:Property Rates:Levies	032261692 Mr Price Pro expenditure	7,084,914.00	(300,000.00)	6,784,914.00
Economic Development/Planning: Economic Development	Expenditure:Contracted Services:Contractors:Maintenance of Buildings and Facilities	Fund:Operational:Revenue:General Revenue:Equitable Share	032261995 Emerging Contractors Development Stipend	75,000.00		75,000.00
Economic Development/Planning: Economic Development	Expenditure:Contracted Services:Contractors:Maintenance of Equipment	Fund:Operational:Revenue:General Revenue:Taxes:Property Rates:Levies	032235230 Vehicles and Plant	15,612.00		15,612.00
Economic Development/Planning: Economic Development	Expenditure:Contracted Services:Outsourced Services:Professional Staff	Fund:Operational:Revenue:General Revenue:Equitable Share	032261803 Tourism Event Support	202,804.00		202,804.00
Economic Development/Planning: Economic Development and Planning (Dept 032)	Expenditure:Contracted Services:Outsourced Services:Professional Staff	Fund:Operational:Revenue:General Revenue:Equitable Share	Intermediary City Programme	300,000.00		300,000.00
Economic Development/Planning: Economic Development	Expenditure:Contracted Services:Outsourced Services:Professional Staff	Fund:Operational:Revenue:General Revenue:Equitable Share	SMME Business Infrastructure Programme	250,000.00		250,000.00
Economic Development/Planning: Economic Development	Expenditure:Contracted Services:Outsourced Services:Professional Staff	Fund:Operational:Revenue:General Revenue:Equitable Share	032261997 Tourism Development	392,037.00		392,037.00
Economic Development/Planning: Economic Development	Expenditure:Contracted Services:Outsourced Services:Professional Staff	Fund:Operational:Revenue:General Revenue:Equitable Share	032260982 Economic Development and Growth	150,000.00		150,000.00
Economic Development/Planning: Economic Development and Planning (Dept 032)	Expenditure:Contracted Services:Outsourced Services:Professional Staff	Fund:Operational:Revenue:General Revenue:Equitable Share	032262005 LED Strategy	537,037.00		537,037.00
Economic Development/Planning: Economic Development and Planning (Dept 032)	Expenditure:Contracted Services:Outsourced Services:Professional Staff	Fund:Operational:Revenue:General Revenue:Equitable Share	032261998 Radical Economic Programme	224,021.00		224,021.00
Economic Development/Planning: Economic Development and Planning (Dept 032)	Expenditure:Contracted Services:Outsourced Services:Professional Staff	Fund:Operational:Revenue:General Revenue:Equitable Share	032235651 KDM Markets Maintenance	380,027.00		380,027.00
Economic Development/Planning: Economic Development and Planning (Dept 032)	Expenditure:Contracted Services:Outsourced Services:Professional Staff	Fund:Operational:Revenue:General Revenue:Equitable Share	032262004 Informal Traders Digital Registration and Cards	8,401.00		8,401.00
Economic Development/Planning: Economic Development and Planning (Dept 032)	Expenditure:Contracted Services:Outsourced Services:Professional Staff	Fund:Operational:Revenue:General Revenue:Equitable Share	032262000 Shakashead Business Hive	40,013.00		40,013.00
Economic Development/Planning: Economic Development and Planning (Dept 032)	Expenditure:Contracted Services:Outsourced Services:Professional Staff	Fund:Operational:Revenue:General Revenue:Equitable Share	032261999 Emerging Manufactures Support Programme	224,021.00		224,021.00
Economic Development/Planning: Economic Development and Planning (Dept 032)	Expenditure:Contracted Services:Outsourced Services:Professional Staff	Fund:Operational:Revenue:General Revenue:Equitable Share	032260983 Informal Trade Business Support	178,702.00	(150,000.00)	28,702.00
Economic Development/Planning: Economic Development and Planning (Dept 032)	Expenditure:Contracted Services:Outsourced Services:Professional Staff	Fund:Operational:Revenue:General Revenue:Equitable Share	032261824 KDM Small Business Week	300,000.00		300,000.00
Economic Development/Planning: Economic Development and Planning (Dept 032)	Expenditure:Contracted Services:Outsourced Services:Professional Staff	Fund:Operational:Revenue:General Revenue:Equitable Share	032261825 SMME Development	61,984.00		61,984.00
Economic Development/Planning: Economic Development and Planning (Dept 032)	Expenditure:Contracted Services:Outsourced Services:Professional Staff	Fund:Operational:Revenue:General Revenue:Equitable Share	032261817 SECO Vuthela LED Programme	650,000.00		650,000.00

Function	Item	Funding	SegmentDesc	TotalBudget	Adjustments	Adjusted Budget
Economic Development/Planning: Economic Development and Planning (Dept 032)	Expenditure:Contracted Services:Outsourced Services:Professional Staff	Fund:Operational:Revenue:General Revenue:Equitable Share	032261826 LED Start Up Projects	300,000.00		300,000.00
Economic Development/Planning: Economic Development and Planning (Dept 032)	Expenditure:Contracted Services:Outsourced Services:Professional Staff	Fund:Operational:Revenue:General Revenue:Taxes:Property Rates:Levies	032262001 Business License By-law	100,000.00		100,000.00
Economic Development/Planning: Economic Development and Planning (Dept 032)	Expenditure:Depreciation and Amortisation:Depreciation:Community Assets:Community Facilities:Museums	Fund:Non-funding Transactions	032 Community Facilities Depreciation	301,486.00		301,486.00
Economic Development/Planning: Economic Development and Planning (Dept 032)	Expenditure:Depreciation and Amortisation:Depreciation:Community Assets:Sport and Recreation Facilities:Outdoor Facilities	Fund:Non-funding Transactions	032 Sport and Recreation Facilities Depreciation	145,945.00		145,945.00
Economic Development/Planning: Economic Development and Planning (Dept 032)	Expenditure:Depreciation and Amortisation:Depreciation:Computer Equipment	Fund:Non-funding Transactions	032 Computer Equipment Depreciation	37,779.00		37,779.00
Economic Development/Planning: Economic Development and Planning (Dept 032)	Expenditure:Depreciation and Amortisation:Depreciation:Electrical Infrastructure:MV Substations	Fund:Non-funding Transactions	032 MV Substations Depreciation	144.00		144.00
Economic Development/Planning: Economic Development and Planning (Dept 032)	Expenditure:Depreciation and Amortisation:Depreciation:Furniture and Office Equipment	Fund:Non-funding Transactions	032 Furniture and Equipment Depreciation	89,122.00		89,122.00
Economic Development/Planning: Economic Development and Planning (Dept 032)	Expenditure:Depreciation and Amortisation:Depreciation:Machinery and Equipment	Fund:Non-funding Transactions	032 Machinery and Equipment Depreciation	251,016.00		251,016.00
Economic Development/Planning: Economic Development and Planning (Dept 032)	Expenditure:Depreciation and Amortisation:Depreciation:Other Assets:Operational Buildings:Municipal Offices	Fund:Non-funding Transactions	032 Operational Buildings Depreciation	91,298.00		91,298.00
Economic Development/Planning: Economic Development and Planning (Dept 032)	Expenditure:Depreciation and Amortisation:Depreciation:Roads Infrastructure:Roads	Fund:Non-funding Transactions	032 Roads Depreciation	126,915.00		126,915.00
Economic	Expenditure:Depreciation and Amortisation:Depreciation:Storm water Infrastructure:Drainage Collection	Fund:Non-funding Transactions	032 Solid Waste Depreciation	492.00		492.00
Economic Development/Planning: Economic Development and Planning (Dept 032)	Expenditure:Depreciation and Amortisation:Depreciation:Storm water Infrastructure:Drainage Collection	Fund:Non-funding Transactions	032 Drains Depreciation	5,711.00		5,711.00
Economic Development/Planning: Economic Development and Planning (Dept 032)	Expenditure:Depreciation and Amortisation:Depreciation:Transport Assets	Fund:Non-funding Transactions	032 Transport Assets Depreciation	56,490.00		56,490.00
Economic Development/Planning: Economic Development and Planning (Dept 032)	Expenditure:Employee Related Cost:Municipal Staff:Salaries Wages and Allowances:Allowances:Cellular and Telephone	Fund:Operational:Revenue:General Revenue:Taxes:Property Rates:Levies	032200190 Cellular and Telephone Allowance	24,494.00	(604.00)	23,890.00
Economic Development/Planning: Economic Development and Planning (Dept 032)	Expenditure:Employee Related Cost:Municipal Staff:Salaries Wages and Allowances:Allowances:Housing Benefits and Incidentals:Housing Benefits	Fund:Operational:Revenue:General Revenue:Taxes:Property Rates:Levies	032200090 Housing Benefits Subsidy	9,072.00	(672.00)	8,400.00
Economic Development/Planning: Economic Development and Planning (Dept 032)	Expenditure:Employee Related Cost:Municipal Staff:Salaries Wages and Allowances:Allowances:Service Related Benefits:Bonus	Fund:Operational:Revenue:General Revenue:Taxes:Property Rates:Levies	032200010 Bonus	260,505.00	5,570.75	266,075.75
Economic Development/Planning: Economic Development and Planning (Dept 032)	Expenditure:Employee Related Cost:Municipal Staff:Salaries Wages and Allowances:Allowances:Service Related Benefits:Leave Pay	Fund:Operational:Revenue:General Revenue:Taxes:Property Rates:Levies	032200020 Leave Pay	83,388.00	(14,338.01)	69,049.99
Economic Development/Planning: Economic Development and Planning (Dept 032)	Expenditure:Employee Related Cost:Municipal Staff:Salaries Wages and Allowances:Allowances:Service Related Benefits:Overtime:Structured	Fund:Operational:Revenue:General Revenue:Taxes:Property Rates:Levies	032200060 Overtime: Structured	71,335.00	(10,485.62)	60,849.38
Economic Development/Planning: Economic Development and Planning (Dept 032)	Expenditure:Employee Related Cost:Municipal Staff:Salaries Wages and Allowances:Allowances:Travel or Motor Vehicle	Fund:Operational:Revenue:General Revenue:Taxes:Property Rates:Levies	032200180 Travel or Motor Vehicle Allowance	135,000.00	(10,486.07)	124,513.93

Function	Item	Funding	SegmentDesc	TotalBudget	Adjustments	Adjusted Budget
Economic Development/Planning: Economic Development and Planning (Dept 032)	Expenditure:Employee Related Cost:Municipal Staff:Salaries Wages and Allowances:Basic Salary and Wages	Fund:Operational:Revenue:General Revenue:Taxes:Property Rates:Levies	032200000 Basic Salary and Wages	3,898,731.00	(179,507.24)	3,719,223.76
Economic Development/Planning: Economic Development and Planning (Dept 032)	Expenditure:Employee Related Cost:Municipal Staff:Social Contributions:Bargaining Council	Fund:Operational:Revenue:General Revenue:Taxes:Property Rates:Levies	032200160 Bargaining Council Levies	1,555.00	(427.28)	1,127.72
Economic Development/Planning: Economic Development and Planning (Dept 032)	Expenditure:Employee Related Cost:Municipal Staff:Social Contributions:Group Life Insurance	Fund:Operational:Revenue:General Revenue:Taxes:Property Rates:Levies	032200080 Group Life Insurance	27,353.00	(3,254.24)	24,098.76
Economic Development/Planning: Economic Development and Planning (Dept 032)	Expenditure:Employee Related Cost:Municipal Staff:Social Contributions:Medical	Fund:Operational:Revenue:General Revenue:Taxes:Property Rates:Levies	032200110 Medical Aid	340,809.00	(706.20)	340,102.80
Economic Development/Planning: Economic Development and Planning (Dept 032)	Expenditure:Employee Related Cost:Municipal Staff:Social Contributions:Pension	Fund:Operational:Revenue:General Revenue:Taxes:Property Rates:Levies	032200140 Pension or Provident Fund	589,906.00	(72,120.08)	517,785.92
Economic Development/Planning: Economic Development and Planning (Dept 032)	Expenditure:Employee Related Cost:Municipal Staff:Social Contributions:Unemployment Insurance	Fund:Operational:Revenue:General Revenue:Taxes:Property Rates:Levies	032200200 Unemployment Insurance Fund	19,894.00	(1,678.44)	18,215.56
Economic Development/Planning: Economic Development and Planning (Dept 032)	Expenditure:Employee Related Cost:Senior Management:Designation (Executive Director - Economic Development and Planning):Salaries and Allowances:Allowance:Travel or Motor	Fund:Operational:Revenue:General Revenue:Taxes:Property Rates:Levies	032 ED Travel Allowance	100,000.00	(12,000.00)	88,000.00
Economic Development/Planning: Economic Development and Planning (Dept 032)	Expenditure:Employee Related Cost:Senior Management:Designation:Salaries and Allowances:Allowance:Cellular and Telephone	Fund:Operational:Revenue:General Revenue:Taxes:Property Rates:Levies	032 ED Cellular and Telephone Allowance	14,520.00	1,210.00	15,730.00
Economic Development/Planning: Economic Development and Planning (Dept 032)	Expenditure:Employee Related Cost:Senior Management:Designation:Salaries and Allowances:Basic Salary	Fund:Operational:Revenue:General Revenue:Taxes:Property Rates:Levies	032 ED EDP Basic Salary and Wages	1,630,287.00	119,075.66	1,749,362.66
Economic Development/Planning: Economic Development and Planning (Dept 032)	Expenditure:Employee Related Cost:Senior Management:Designation:Salaries and Allowances:Bonuses	Fund:Operational:Revenue:General Revenue:Taxes:Property Rates:Levies	032 ED Bonus	111,515.00	38,485.00	150,000.00
Economic Development/Planning: Economic Development and Planning (Dept 032)	Expenditure:Employee Related Cost:Senior Management:Designation:Social Contributions:Bargaining Council	Fund:Operational:Revenue:General Revenue:Taxes:Property Rates:Levies	032 ED Bargaining Council Levies	130.00	(18.16)	111.84
Economic Development/Planning: Economic Development and Planning (Dept 032)	Expenditure:Employee Related Cost:Senior Management:Designation:Social Contributions:Pension	Fund:Operational:Revenue:General Revenue:Taxes:Property Rates:Levies	032 ED Pension	253,972.00	(25,905.51)	228,066.49
Economic Development/Planning: Economic Development and Planning (Dept 032)	Expenditure:Employee Related Cost:Senior Management:Designation:Social Contributions:Unemployment Insurance	Fund:Operational:Revenue:General Revenue:Taxes:Property Rates:Levies	032 ED Unemployment Insurance	2,020.00	(235.36)	1,784.64
Economic Development/Planning: Economic Development and Planning (Dept 032)	Expenditure:Inventory Consumed:Consumables:Standard Rated	Fund:Operational:Revenue:General Revenue:Taxes:Property Rates:Levies	032260200 Cleansing Materials	5,295.00		5,295.00
Economic Development/Planning: Economic Development and Planning (Dept 032)	Expenditure:Operational Cost:Advertising Publicity and Marketing:Corporate and Municipal Activities	Fund:Operational:Revenue:General Revenue:Taxes:Property Rates:Levies	032262006 Chief Albart Luthuli Celebration	120,000.00		120,000.00
Economic Development/Planning: Economic Development and Planning (Dept 032)	Expenditure:Operational Cost:Advertising Publicity and Marketing:Corporate and Municipal Activities	Fund:Operational:Revenue:General Revenue:Taxes:Property Rates:Levies	032260730 Publicity	196,000.00		196,000.00
Economic Development/Planning: Economic Development and Planning (Dept 032)	Expenditure:Operational Cost:Insurance Underwriting:Premiums	Fund:Operational:Revenue:General Revenue:Taxes:Property Rates:Levies	032260570 Insurance General	7,350.00		7,350.00
Economic Development/Planning: Economic Development and Planning (Dept 032)	Expenditure:Operational Cost:Municipal Services	Fund:Operational:Revenue:General Revenue:Taxes:Property Rates:Levies	032260740 Water and Sanitation	124,960.00		124,960.00
Economic Development/Planning: Economic Development and Planning (Dept 032)	Expenditure:Operational Cost:Printing Publications and Books	Fund:Operational:Revenue:General Revenue:Taxes:Property Rates:Levies	032260100 Printing and Stationery	5,295.00		5,295.00

Function	Item	Funding	SegmentDesc	TotalBudget	Adjustments	Adjusted Budget
Economic Development/Planning: Economic Development and Planning (Dept 032)	Expenditure:Operational Cost:Skills Development Fund Levy	Fund:Operational:Revenue:General Revenue:Taxes:Property Rates:Levies	032 ED Skills Development Levy	23,205.00	(12,606.98)	10,598.02
Economic Development/Planning: Economic Development and Planning (Dept 032)	Expenditure:Operational Cost:Skills Development Fund Levy	Fund:Operational:Revenue:General Revenue:Taxes:Property Rates:Levies	032 Skills Development Levy	35,309.00	6,583.23	41,892.23
Economic Development/Planning: Economic Development and Planning (Dept 032)	Expenditure:Operational Cost:Travel and Subsistence:Domestic:Accommodation	Fund:Operational:Revenue:General Revenue:Taxes:Property Rates:Levies	032260900 Travel and Subsistence	41,929.00	-	41,929.00
Economic Development/Planning: Economic Development and Planning (Dept 032)	Expenditure:Operational Cost:Uniform and Protective Clothing	Fund:Operational:Revenue:General Revenue:Taxes:Property Rates:Levies	032261100 Protective Clothing	7,343.00		7,343.00
Economic Development/Planning: Economic Development and Planning (Dept 032)	Expenditure:Operational Cost:Vehicle Tracking	Fund:Operational:Revenue:General Revenue:Taxes:Property Rates:Levies	032261530 Tracking Fees	5,906.00		5,906.00
Economic Development/Planning: Economic Development and Planning (Dept 032)	Expenditure:Operational Cost:Wet Fuel	Fund:Operational:Revenue:General Revenue:Taxes:Property Rates:Levies	032260810 Sundry Oils and Fuel	90,353.00		90,353.00
Economic Development/Planning: Economic Development and Planning (Dept 032)	Expenditure:Operational Cost:Workmen's Compensation Fund	Fund:Operational:Revenue:General Revenue:Taxes:Property Rates:Levies	032 Workmen's Compensation	35,309.00		35,309.00
Economic Development/Planning: Economic Development and Planning (Dept 032)	Expenditure:Operational Cost:Workmen's Compensation Fund	Fund:Operational:Revenue:General Revenue:Taxes:Property Rates:Levies	032 ED Workmen's Compensation	13,205.00		13,205.00
Economic Development/Planning: Economic Development and Planning (Dept 032)	Expenditure:Transfers and Subsidies:Operational:Allocations In-kind:Households:Social Assistance:Poverty Relief	Fund:Operational:Revenue:General Revenue:Equitable Share	032260985 Community Agriculture Development	132,706.00		132,706.00
Economic Development/Planning: Economic Development and Planning (Dept 032)	Expenditure:Transfers and Subsidies:Operational:Allocations In-kind:Households:Social Assistance:Poverty Relief	Fund:Operational:Revenue:General Revenue:Equitable Share	032261725 Hydroponics Organic Farms	112,011.00		112,011.00
Economic Development/Planning: Economic Development and Planning (Dept 032)	Expenditure:Transfers and Subsidies:Operational:Allocations In-kind:Households:Social Assistance:Poverty Relief	Fund:Operational:Revenue:General Revenue:Equitable Share	032261723 Informal Trader Stalls	132,856.00		132,856.00
Economic Development/Planning: Economic Development and Planning (Dept 032)	Expenditure:Transfers and Subsidies:Operational:Allocations In-kind:Households:Social Assistance:Poverty Relief	Fund:Operational:Revenue:General Revenue:Equitable Share	032261724 Trade and Co-operative Development	100,000.00		100,000.00
Economic Development/Planning: Economic Development and Planning (Dept 032)	Expenditure:Transfers and Subsidies:Operational:Monetary Allocations:Non-profit institutions:Local Tourism Boards	Fund:Operational:Revenue:General Revenue:Equitable Share	032260984 Tourism Heritage	179,217.00		179,217.00
Economic Development/Planning: Economic Development	Revenue:Default	Fund:Non-funding Transactions	032280050 Charges to Other Department	(959,187.00)		(959,187.00)
Economic Development/Planning: Economic Development	Revenue:Exchange Revenue:Sales of Goods and Rendering of Services:Entrance Fees	Fund:Operational:Revenue:General Revenue:Sales of Goods and Rendering of Services	EDP Mr Price Pro Income	(22,455.00)		(22,455.00)
Economic Development/Planning: Economic Development	Revenue:Exchange Revenue:Sales of Goods and Rendering of Services:Town Planning and Servitudes	Fund:Operational:Revenue:General Revenue:Sales of Goods and Rendering of Services	032266458 Construction SETA internships	(460,987.00)		(460,987.00)
Economic Development/Planning: Economic Development	Revenue:Non-exchange Revenue:Licences or Permits:Trading	Fund:Operational:Revenue:General Revenue:Licences and Permits	032045030 Licence Application Fees	(117,088.00)		(117,088.00)
Economic Development/Planning: Economic Development	Revenue:Non-exchange Revenue:Transfers and Subsidies:Operational:Monetary	Fund:Operational:Revenue:General Revenue:Equitable Share	032055095 Equitable Share	(7,824,201.00)		(7,824,201.00)
Disaster Management: Disaster Management (Dept 044)	Expenditure:Contracted Services:Contractors:Maintenance of Equipment	Fund:Operational:Revenue:General Revenue:Taxes:Property Rates:Levies	044235230 Vehicles and Plant	97,474.00		97,474.00
Disaster Management: Disaster Management (Dept 044)	Expenditure:Depreciation and Amortisation:Depreciation:Community Assets:Community Facilities:Public	Fund:Non-funding Transactions	044 Community Facilities Depreciation	7,869.00		7,869.00
Disaster Management: Disaster Management (Dept 044)	Expenditure:Depreciation and Amortisation:Depreciation:Community Assets:Sport and Recreation	Fund:Non-funding Transactions	044 Sport and Recreation Facilities Depreciation	86,203.00		86,203.00
Disaster Management: Disaster Management (Dept 044)	Expenditure:Depreciation and Amortisation:Depreciation:Computer Equipment	Fund:Non-funding Transactions	044 Computer Equipment Depreciation	2,408.00		2,408.00
Disaster Management: Disaster Management (Dept 044)	Expenditure:Depreciation and Amortisation:Depreciation:Furniture and Office Equipment	Fund:Non-funding Transactions	044 Furniture and Office Equipment Depreciation	1,678.00		1,678.00

Function	Item	Funding	SegmentDesc	TotalBudget	Adjustments	Adjusted Budget
Disaster Management: Disaster Management (Dept 044)	Expenditure:Depreciation and Amortisation:Depreciation:Machinery and Equipment	Fund:Non-funding Transactions	044 Machinery and Equipment Depreciation	1,069.00		1,069.00
Disaster Management: Disaster Management (Dept 044)	Expenditure:Depreciation and Amortisation:Depreciation:Roads Infrastructure:Roads	Fund:Non-funding Transactions	044 Roads Depreciation	7,984.00		7,984.00
Disaster Management: Disaster Management (Dept 044)	Expenditure:Depreciation and Amortisation:Depreciation:Storm water Infrastructure:Drainage Collection	Fund:Non-funding Transactions	044 Stormwater Depreciation	1,130.00		1,130.00
Disaster Management: Disaster Management (Dept 044)	Expenditure:Depreciation and Amortisation:Depreciation:Transport Assets	Fund:Non-funding Transactions	044 Transport Assets Depreciation	2,349.00		2,349.00
Disaster Management: Disaster Management (Dept 044)	Expenditure:Employee Related Cost:Municipal Staff:Salaries Wages and Allowances:Allowances:Cellular and	Fund:Operational:Revenue:General Revenue:Taxes:Property Rates:Levies	044200190 Cellular and Telephone Allowance	21,384.00		21,384.00
Disaster Management: Disaster Management (Dept 044)	Expenditure:Employee Related Cost:Municipal Staff:Salaries Wages and Allowances:Allowances:Service Related	Fund:Operational:Revenue:General Revenue:Taxes:Property Rates:Levies	044200010 Bonus	139,974.00	(120,939.26)	19,934.74
Disaster Management: Disaster Management (Dept 044)	Expenditure:Employee Related Cost:Municipal Staff:Salaries Wages and Allowances:Allowances:Service Related Benefits:Leave Pay	Fund:Operational:Revenue:General Revenue:Taxes:Property Rates:Levies	044200020 Leave Pay	12,970.00		12,970.00
Disaster Management: Disaster Management (Dept 044)	Expenditure:Employee Related Cost:Municipal Staff:Salaries Wages and Allowances:Allowances:Service Related	Fund:Operational:Revenue:General Revenue:Taxes:Property Rates:Levies	044200060 Overtime: Structured	78,111.00	15,747.37	93,858.37
Disaster Management: Disaster Management (Dept 044)	Expenditure:Employee Related Cost:Municipal Staff:Salaries Wages and Allowances:Allowances:Travel or Motor	Fund:Operational:Revenue:General Revenue:Taxes:Property Rates:Levies	044200180 Travel or Motor Vehicle Allowance	206,784.00		206,784.00
Disaster Management: Disaster Management (Dept 044)	Expenditure:Employee Related Cost:Municipal Staff:Salaries Wages and Allowances:Basic Salary and Wages	Fund:Operational:Revenue:General Revenue:Taxes:Property Rates:Levies	044200090 Basic Salary and Wages	1,679,694.00	(1,251,698.52)	427,995.48
Disaster Management: Disaster Management (Dept 044)	Expenditure:Employee Related Cost:Municipal Staff:Salaries Wages and Allowances:Basic Salary and Wages	Fund:Operational:Revenue:General Revenue:Taxes:Property Rates:Levies	044200160 Bargaining Council	389.00	(258.52)	130.48
Disaster Management: Disaster Management (Dept 044)	Expenditure:Employee Related Cost:Municipal Staff:Salaries Wages and Allowances:Basic Salary and Wages	Fund:Operational:Revenue:General Revenue:Taxes:Property Rates:Levies	044200080 Group Life Insurance	14,697.00	(12,076.66)	2,620.34
Disaster Management: Disaster Management (Dept 044)	Expenditure:Employee Related Cost:Municipal Staff:Salaries Wages and Allowances:Basic Salary and Wages	Fund:Operational:Revenue:General Revenue:Taxes:Property Rates:Levies	044200110 Medical Aid	88,932.00	(74,089.20)	14,842.80
Disaster Management: Disaster Management (Dept 044)	Expenditure:Employee Related Cost:Municipal Staff:Social Contributions:Pension	Fund:Operational:Revenue:General Revenue:Taxes:Property Rates:Levies	044200140 Pension or Provident Fund	302,429.00	(265,409.67)	37,019.33
Disaster Management: Disaster Management (Dept 044)	Expenditure:Employee Related Cost:Municipal Staff:Social Contributions:Unemployment Insurance	Fund:Operational:Revenue:General Revenue:Taxes:Property Rates:Levies	044200200 Unemployment Insurance Fund	6,060.00	(3,977.92)	2,082.08
Disaster Management: Disaster Management (Dept 044)	Expenditure:Operational Cost:Indigent Relief	Fund:Operational:Revenue:General Revenue:Equitable Share	044260380 Indigent Support	2,948,678.00		2,948,678.00
Disaster Management: Disaster Management (Dept 044)	Expenditure:Operational Cost:Printing Publications and Books	Fund:Operational:Revenue:General Revenue:Taxes:Property Rates:Levies	044260100 Printing and Stationery	2,118.00		2,118.00
Disaster Management: Disaster Management (Dept 044)	Expenditure:Operational Cost:Skills Development Fund Levy	Fund:Operational:Revenue:General Revenue:Taxes:Property Rates:Levies	044200240 Skills Development Levy	20,661.00	(15,016.55)	5,644.45
Disaster Management: Disaster Management (Dept 044)	Expenditure:Operational Cost:Wet Fuel	Fund:Operational:Revenue:General Revenue:Taxes:Property Rates:Levies	044260810 Sundry Oils and Fuel	47,848.00		47,848.00
Disaster Management: Disaster Management (Dept 044)	Expenditure:Operational Cost:Workmen's Compensation Fund	Fund:Operational:Revenue:General Revenue:Taxes:Property Rates:Levies	044200230 Workmen's Compensation	21,155.00		21,155.00
Disaster Management: Disaster Management (Dept 044)	Revenue:Non-exchange Revenue:Transfers and Subsidies:Operational:Monetary	Fund:Operational:Revenue:General Revenue:Equitable Share	044055095 Equitable Share	(2,948,678.00)		(2,948,678.00)
Disaster Management: Development Facilitation: Development Control Development Facilitation: Development Control (Dept 153)	Expenditure:Default	Fund:Non-funding Transactions	044290000 Vehicles and Plant Costing	34,043		34,043
Disaster Management: Development Facilitation: Development Control Development Facilitation: Development Control (Dept 153)	Expenditure:Contracted Services:Outsourced Services:Professional Staff	Fund:Operational:Revenue:General Revenue:Taxes:Property Rates:Levies	153261681 KDM Land Use Survy	887,950.00		887,950.00
Disaster Management: Development Facilitation: Development Control Development Facilitation: Development Control (Dept 153)	Expenditure:Contracted Services:Outsourced Services:Professional Staff	Fund:Operational:Revenue:General Revenue:Equitable Share	153261681 KDM Land Use Survy	500,000.00		500,000.00
Disaster Management: Development Facilitation: Development Control Development Facilitation: Development Control (Dept 153)	Expenditure:Employee Related Cost:Municipal Staff:Salaries Wages and Allowances:Allowances:Cellular and Telephone	Fund:Operational:Revenue:General Revenue:Taxes:Property Rates:Levies	153200190 Cellular and Telephone Allowance	84,813.00	(15,183.00)	69,630.00
Disaster Management: Development Facilitation: Development Control Development Facilitation: Development Control (Dept 153)	Expenditure:Employee Related Cost:Municipal Staff:Salaries Wages and Allowances:Allowances:Housing Benefits and Incidental:Housing Benefits	Fund:Operational:Revenue:General Revenue:Taxes:Property Rates:Levies	153200090 Housing Benefits Subsidy	11,042.00	(148.76)	10,893.24
Disaster Management: Development Facilitation: Development Control Development Facilitation: Development Control (Dept 153)	Expenditure:Employee Related Cost:Municipal Staff:Salaries Wages and Allowances:Allowances:Service Related Benefits:Bonus	Fund:Operational:Revenue:General Revenue:Taxes:Property Rates:Levies	153200010 Bonus	507,821.00	(228,327.30)	279,493.70
Disaster Management: Development Facilitation: Development Control Development Facilitation: Development Control (Dept 153)	Expenditure:Employee Related Cost:Municipal Staff:Salaries Wages and Allowances:Allowances:Service Related Benefits:Leave Pay	Fund:Operational:Revenue:General Revenue:Taxes:Property Rates:Levies	153200020 Leave Pay	137,565.00	(106,702.68)	30,862.32

Function	Item	Funding	SegmentDesc	TotalBudget	Adjustments	Adjusted Budget
Development Facilitation: Development Control (Dept 153)	Expenditure:Employee Related Cost:Municipal Staff:Salaries Wages and Allowances:Allowances:Service Related Benefits:Overtime:Structured	Fund:Operational:Revenue:General Revenue:Taxes:Property Rates:Levies	153200060 Overtime: Structured	10,000.00	(4,445.14)	5,554.86
Development Facilitation: Development Control (Dept 153)	Expenditure:Employee Related Cost:Municipal Staff:Salaries Wages and Allowances:Allowances:Travel or Motor Vehicle	Fund:Operational:Revenue:General Revenue:Taxes:Property Rates:Levies	153200180 Travel or Motor Vehicle Allowance	1,276,962.00	(236,643.99)	1,040,318.01
Development Facilitation: Development Control (Dept 153)	Expenditure:Employee Related Cost:Municipal Staff:Salaries Wages and Allowances:Basic Salary and Wages	Fund:Operational:Revenue:General Revenue:Taxes:Property Rates:Levies	153200000 Basic Salary and Wages	6,098,057.00	(1,059,687.66)	5,038,369.34
Development Facilitation: Development Control (Dept 153)	Expenditure:Employee Related Cost:Municipal Staff:Social Contributions:Bargaining Council	Fund:Operational:Revenue:General Revenue:Taxes:Property Rates:Levies	153200160 Bargaining Council Levies	1,944.00	(462.12)	1,481.88
Development Facilitation: Development Control	Expenditure:Employee Related Cost:Municipal Staff:Social Contributions:Group Life Insurance	Fund:Operational:Revenue:General Revenue:Taxes:Property Rates:Levies	153200080 Group Life Insurance	55,434.00	(18,914.02)	36,519.98
Development Facilitation: Development Control	Expenditure:Employee Related Cost:Municipal Staff:Social Contributions:Medical	Fund:Operational:Revenue:General Revenue:Taxes:Property Rates:Levies	153200110 Medical Aid	523,001.00	(106,646.60)	416,354.40
Development Facilitation: Development Control	Expenditure:Employee Related Cost:Municipal Staff:Social Contributions:Pension	Fund:Operational:Revenue:General Revenue:Taxes:Property Rates:Levies	153200140 Pension or Provident Fund	1,149,766.00	(194,207.52)	955,558.48
Development Facilitation: Development Control	Expenditure:Employee Related Cost:Municipal Staff:Social Contributions:Unemployment Insurance	Fund:Operational:Revenue:General Revenue:Taxes:Property Rates:Levies	153200200 Unemployment Insurance Fund	29,468.00	(5,692.85)	23,775.15
Development Facilitation: Development Control (Dept 153)	Expenditure:Operational Cost:Advertising Publicity and Marketing:Corporate and Municipal Activities	Fund:Operational:Revenue:General Revenue:Equitable Share	153261737 Awareness Programme	30,000.00		30,000.00
Development Facilitation: Development Control (Dept 153)	Expenditure:Operational Cost:Advertising Publicity and Marketing:Corporate and Municipal Activities	Fund:Operational:Revenue:General Revenue:Equitable Share	153261701 Street Naming Activities	75,000.00		75,000.00
Development Facilitation: Development Control (Dept 153)	Expenditure:Operational Cost:Printing Publications and Books	Fund:Operational:Revenue:General Revenue:Taxes:Property Rates:Levies	153260100 Printing and Stationery	69,955.00		69,955.00
Development Facilitation: Development Control (Dept 153)	Expenditure:Operational Cost:Skills Development Fund Levy	Fund:Operational:Revenue:General Revenue:Taxes:Property Rates:Levies	153200240 Skills Development Levy	74,171.00	(11,251.75)	62,919.25
Development Facilitation: Development Control (Dept 153)	Expenditure:Operational Cost:Travel and Subsistence:Domestic:Accommodation	Fund:Operational:Revenue:General Revenue:Taxes:Property Rates:Levies	153260900 Travel and Subsistence	8,362.00	-	8,362.00
Development Facilitation: Development Control (Dept 153)	Expenditure:Operational Cost:Uniform and Protective Clothing	Fund:Operational:Revenue:General Revenue:Taxes:Property Rates:Levies	153261100 Protective Clothing	21,180.00		21,180.00
Development Facilitation: Development Control (Dept 153)	Expenditure:Operational Cost:Workmen's Compensation Fund	Fund:Operational:Revenue:General Revenue:Taxes:Property Rates:Levies	153200230 Workmen's Compensation	81,725.00		81,725.00
Development Facilitation: Development Control (Dept 153)	Revenue:Exchange Revenue:Sales of Goods and Rendering of Services:Town Planning and Servitudes	Fund:Operational:Revenue:General Revenue:Sales of Goods and Rendering of Services	159010260 Town Planning Fee	(434,538.00)		(434,538.00)
Development Facilitation: Development Control	Revenue:Non-exchange Revenue:Transfers and Subsidies:Operational:Monetary	Fund:Operational:Revenue:General Revenue:Equitable Share	153055095 Equitable Share	(605,000.00)		(605,000.00)
Corporate Wide Strategic Planning (IDPs LEDs): Public	Expenditure:Contracted Services:Contractors:Maintenance of Equipment	Fund:Operational:Revenue:General Revenue:Taxes:Property Rates:Levies	260235230 Vehicles and Plant	89,214.00		89,214.00
Corporate Wide Strategic Planning (IDPs LEDs): Public	Expenditure:Depreciation and Amortisation:Depreciation:Computer Equipment	Fund:Non-funding Transactions	260 Computer Equipment Depreciation	3,620.00		3,620.00
Corporate Wide Strategic Planning (IDPs LEDs): Public	Expenditure:Depreciation and Amortisation:Depreciation:Furniture and Office Equipment	Fund:Non-funding Transactions	260 Furniture and Office Equipment Depreciation	13,721.00		13,721.00
Corporate Wide Strategic Planning (IDPs LEDs): Public	Expenditure:Depreciation and Amortisation:Depreciation:Machinery and Equipment	Fund:Non-funding Transactions	260 Machinery and Equipment Depreciation	2,428.00		2,428.00
Corporate Wide Strategic Planning (IDPs LEDs): Public	Expenditure:Depreciation and Amortisation:Depreciation:Transport Assets	Fund:Non-funding Transactions	260 Transport Assets Depreciation	132,833.00		132,833.00
Corporate Wide Strategic Planning (IDPs LEDs): Public Participation (Dept 260)	Expenditure:Employee Related Cost:Municipal Staff:Salaries Wages and Allowances:Basic Salary and Wages	Fund:Operational:Revenue:General Revenue:Taxes:Property Rates:Levies	260200000 Basic Salary and Wages	2,233,039.00	(66,213.26)	2,166,825.74
Corporate Wide Strategic Planning (IDPs LEDs): Public	Expenditure:Employee Related Cost:Municipal Staff:Social Contributions:Pension	Fund:Operational:Revenue:General Revenue:Taxes:Property Rates:Levies	260200140 Pension or Provident Fund	431,154.00	(89,826.31)	341,327.69
Corporate Wide Strategic Planning (IDPs LEDs): Public	Expenditure:Employee Related Cost:Municipal Staff:Salaries Wages and Allowances:Allowances:Service Related	Fund:Operational:Revenue:General Revenue:Taxes:Property Rates:Levies	260200060 Overtime: Structured	339,650.00	(19,896.64)	319,753.36
Corporate Wide Strategic Planning (IDPs LEDs): Public	Expenditure:Employee Related Cost:Municipal Staff:Social Contributions:Medical	Fund:Operational:Revenue:General Revenue:Taxes:Property Rates:Levies	260200110 Medical Aid	230,559.00	(7,378.50)	223,180.50